

UCAS

# Applying through UCAS

For courses starting in 2027

Updated: April 2026



# Using this deck

This deck outlines how to complete a 2027UCAS application, with screenshots you can use in your own classroom resources.

Changes to the Hub, application and tracking process, help text, and guidance may occur throughout the cycle to improve accessibility and navigation.

Screenshots will be updated when changes occur; refer to title slide date stamp.

For more help with undergraduate applications, visit [filling in the undergraduate application](#) on [ucas.com](#).

Images are for desktop/laptop users; mobile layouts may differ.

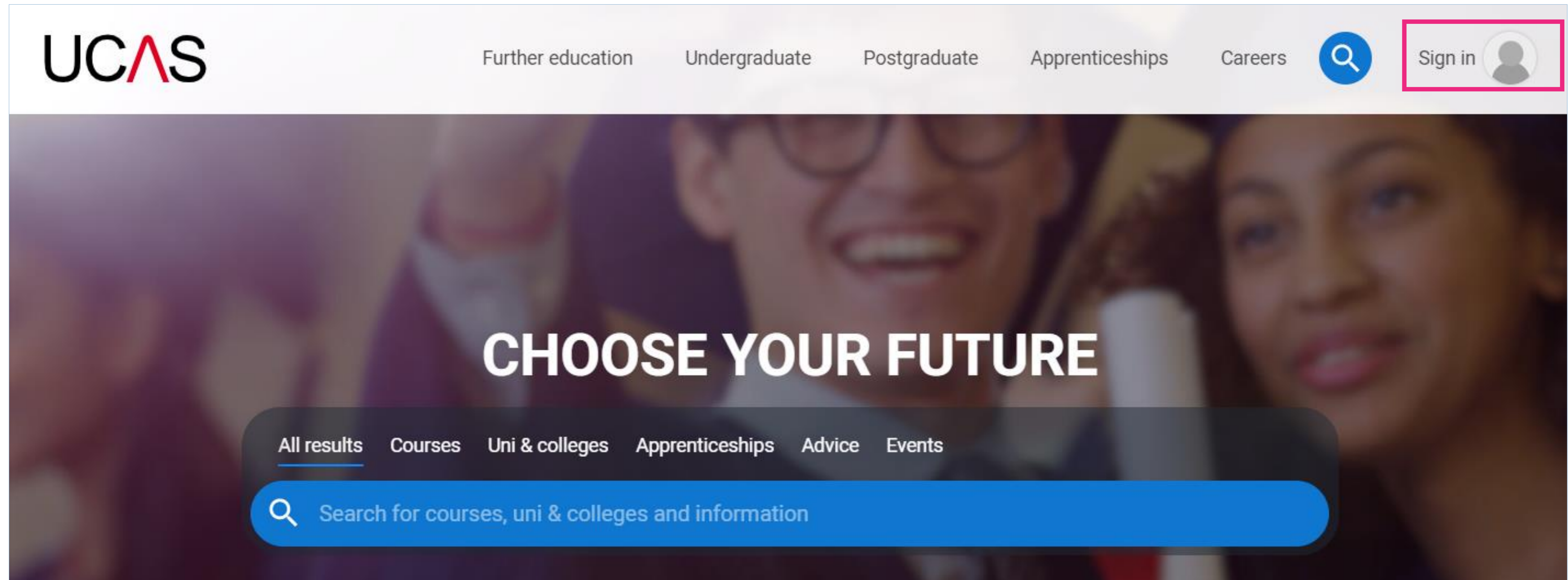


# Registering for an account



# Registering for an account

Head to [ucas.com](https://ucas.com) and select Sign in.

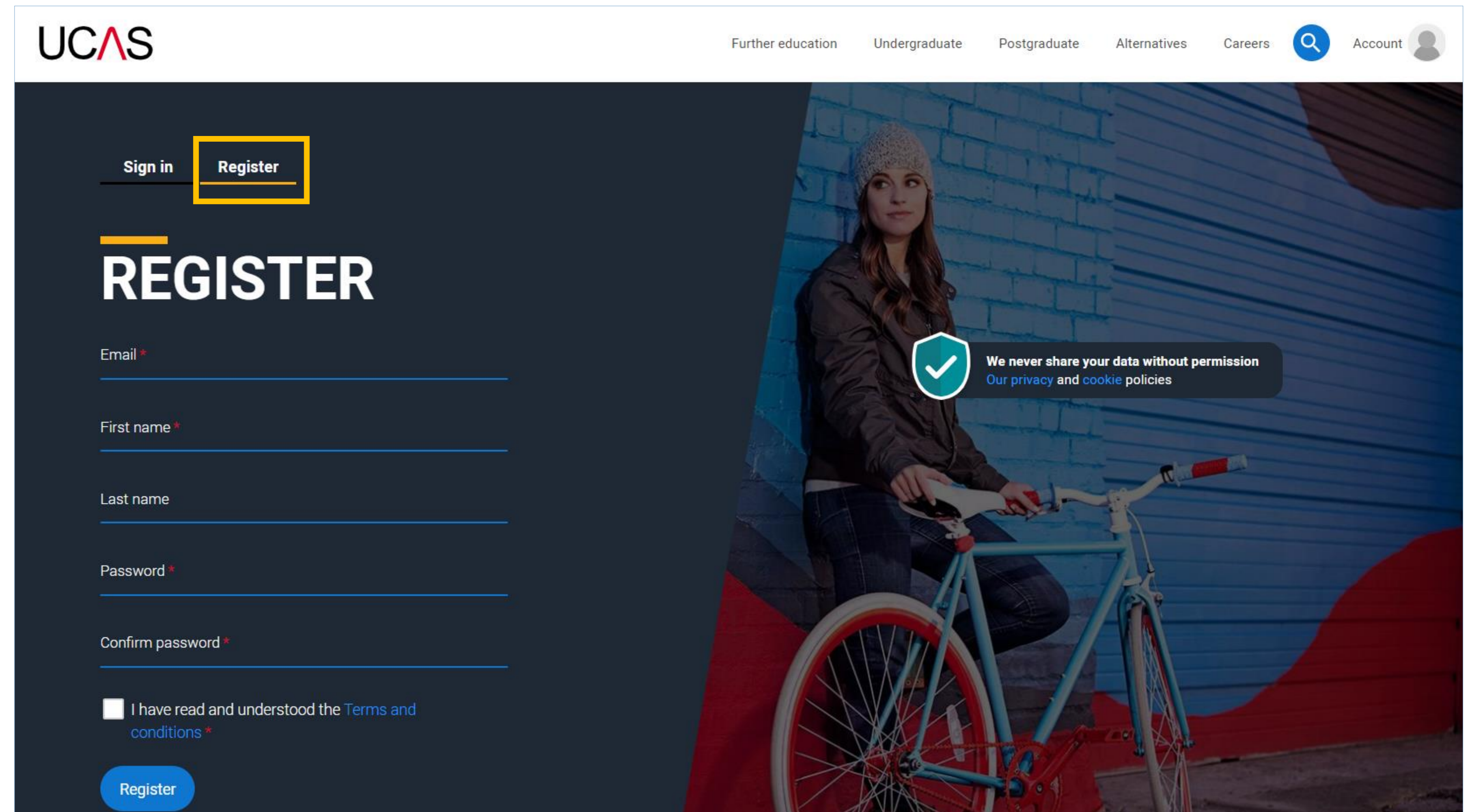


The screenshot shows the UCAS website homepage. The top navigation bar includes the UCAS logo on the left and several menu items: Further education, Undergraduate, Postgraduate, Apprenticeships, and Careers. A search icon is located to the right of the menu items. A red box highlights the 'Sign in' button, which consists of the text 'Sign in' and a user profile icon. Below the navigation bar is a large banner with the text 'CHOOSE YOUR FUTURE' in white. Underneath the banner is a search bar with a magnifying glass icon and the placeholder text 'Search for courses, uni & colleges and information'. Above the search bar are several filter options: All results, Courses, Uni & colleges, Apprenticeships, Advice, and Events.

# Registering for an account

Complete the short form. Make sure the **password is memorable.**

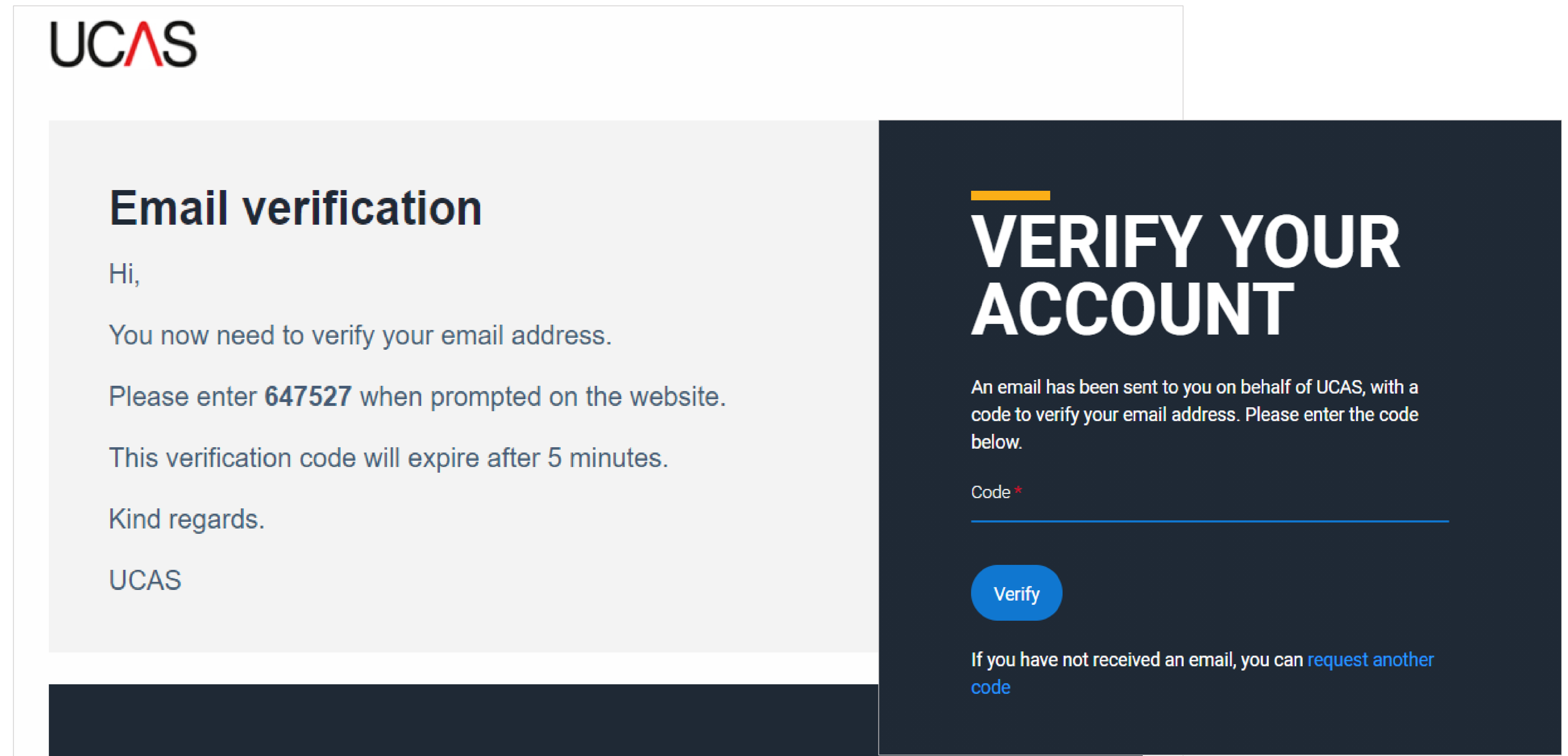
We recommend you use a **personal email address** so you always have access to updates.



The screenshot shows the UCAS registration page. At the top left is the UCAS logo. To the right are navigation links: Further education, Undergraduate, Postgraduate, Alternatives, Careers, a search icon, and an Account icon. Below the navigation is a dark blue banner with a woman on a bicycle. On the left side of the banner, there are two buttons: 'Sign in' and 'Register', with 'Register' highlighted by a yellow box. Below the banner is the registration form. The form has the heading 'REGISTER' in large white letters. It contains five input fields: 'Email \*', 'First name \*', 'Last name', 'Password \*', and 'Confirm password \*'. Below the fields is a checkbox with the text 'I have read and understood the [Terms and conditions](#) \*'. At the bottom of the form is a blue 'Register' button. On the right side of the banner, there is a white shield icon with a checkmark and a dark blue box containing the text: 'We never share your data without permission' and 'Our [privacy](#) and [cookie policies](#)'.

# Registering for an account

We'll email you a **code** to **verify** your email address, so we know we've got the right details.



The screenshot shows the UCAS email verification process. On the left, an email body is displayed with the UCAS logo, the heading "Email verification", and instructions to enter the code 647527. On the right, a dark-themed verification form is shown with the heading "VERIFY YOUR ACCOUNT", a text box for the code, a "Verify" button, and a link to request another code.

**UCAS**

## Email verification

Hi,

You now need to verify your email address.

Please enter **647527** when prompted on the website.

This verification code will expire after 5 minutes.

Kind regards.

UCAS

## VERIFY YOUR ACCOUNT

An email has been sent to you on behalf of UCAS, with a code to verify your email address. Please enter the code below.

Code \*

Verify

If you have not received an email, you can [request another code](#)

# Registering for an account

Once you've registered, you're ready to get started.

We'll ask you a few questions like where you live so we can tailor the information you see.

The image shows two overlapping screenshots from the UCAS registration process. The background screenshot is a dark blue screen with a white rounded rectangle containing the following text:

**Welcome Sam**

**S**

Let's set up your UCAS account.

**Let's go**

[I work for a school, college, centre, or university](#)

The foreground screenshot is a white rounded rectangle with a colorful cityscape background. It contains the following text and form fields:

**Where do you live?**

This helps us to give you the right support based on your location.

**Country \***

United Kingdom

**Address line 1 \***

**Address line 2**

**Address line 3**

**Postcode \***

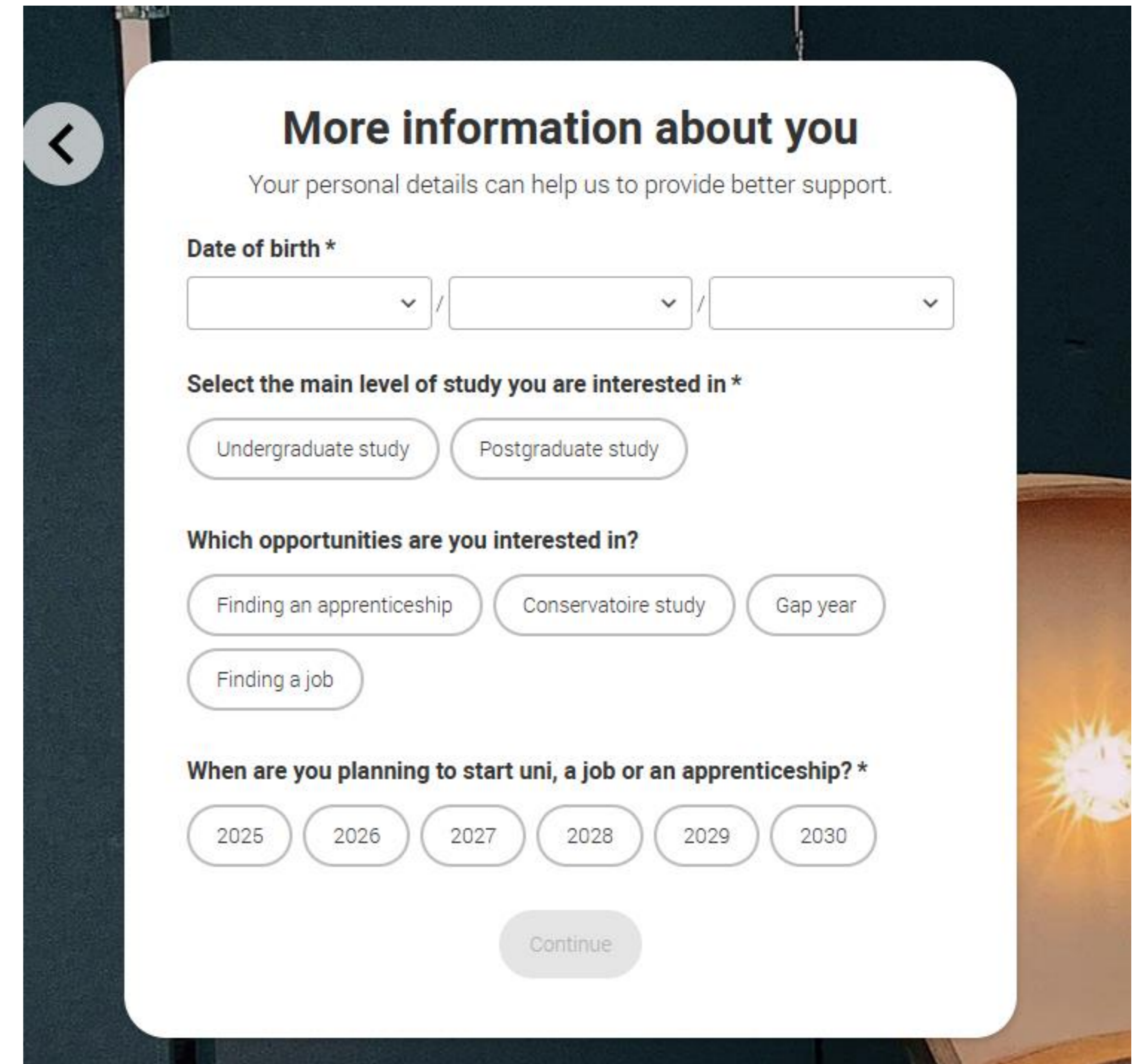
**Continue**

# Registering for an account

We'll ask you a few questions about yourself; your level of study is **Undergraduate** if you're still at school/college.

You can choose to get information on apprenticeships, conservatoires, finding a job or gap years.

We also want to know when you're interested in starting a course, so that we show you relevant courses in your search results. You can change this at any time, and you can use the Hub before you are looking to apply.



**More information about you**  
Your personal details can help us to provide better support.

**Date of birth \***

/  /

**Select the main level of study you are interested in \***

Undergraduate study  Postgraduate study

**Which opportunities are you interested in?**

Finding an apprenticeship  Conservatoire study  Gap year

Finding a job

**When are you planning to start uni, a job or an apprenticeship? \***

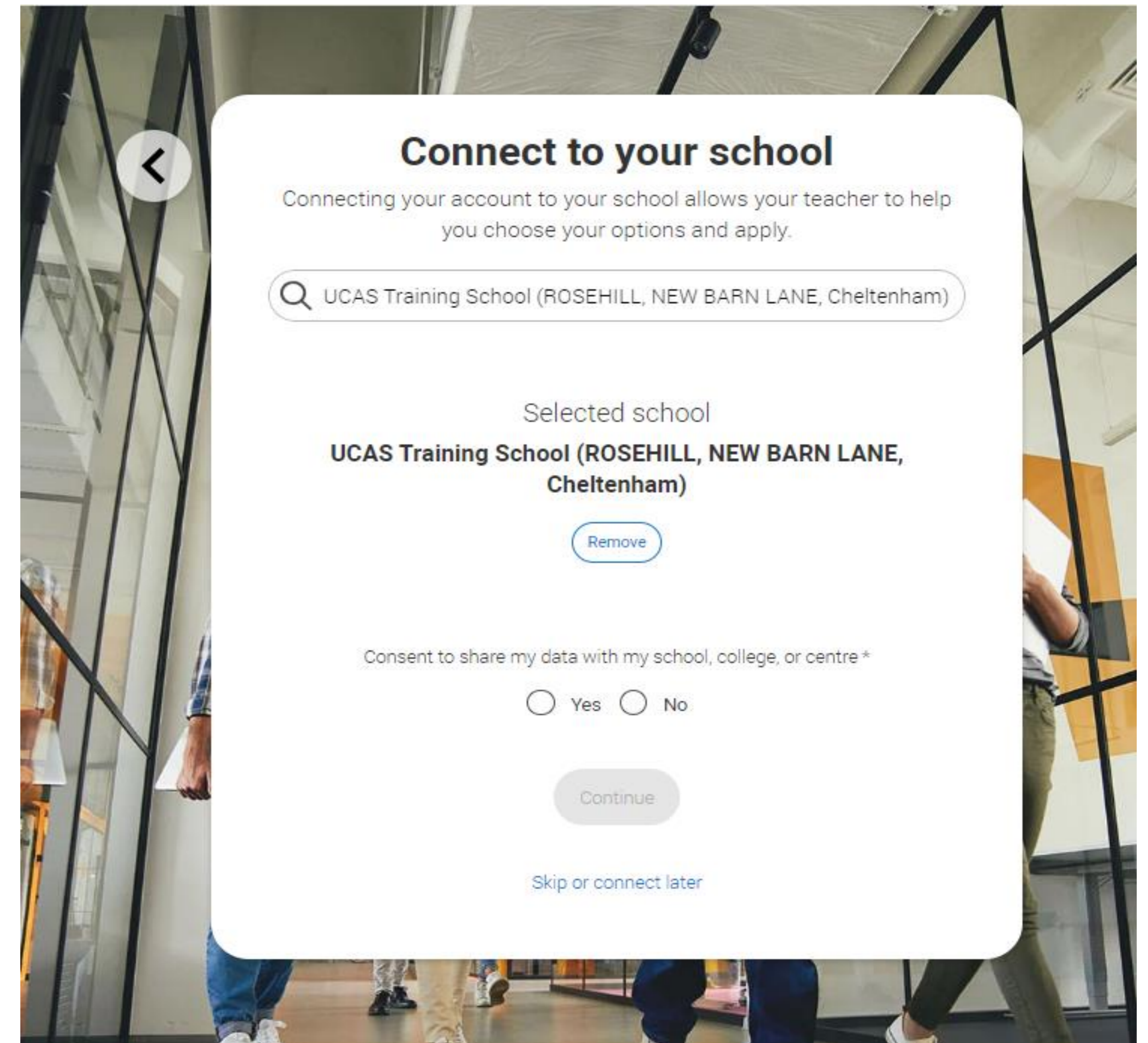
2025  2026  2027  2028  2029  2030

# Registering for an account

If you want to you can connect to your school or college. This is so UCAS can share your UCAS Hub activity with **your school, college, or centre**, so they can support you.

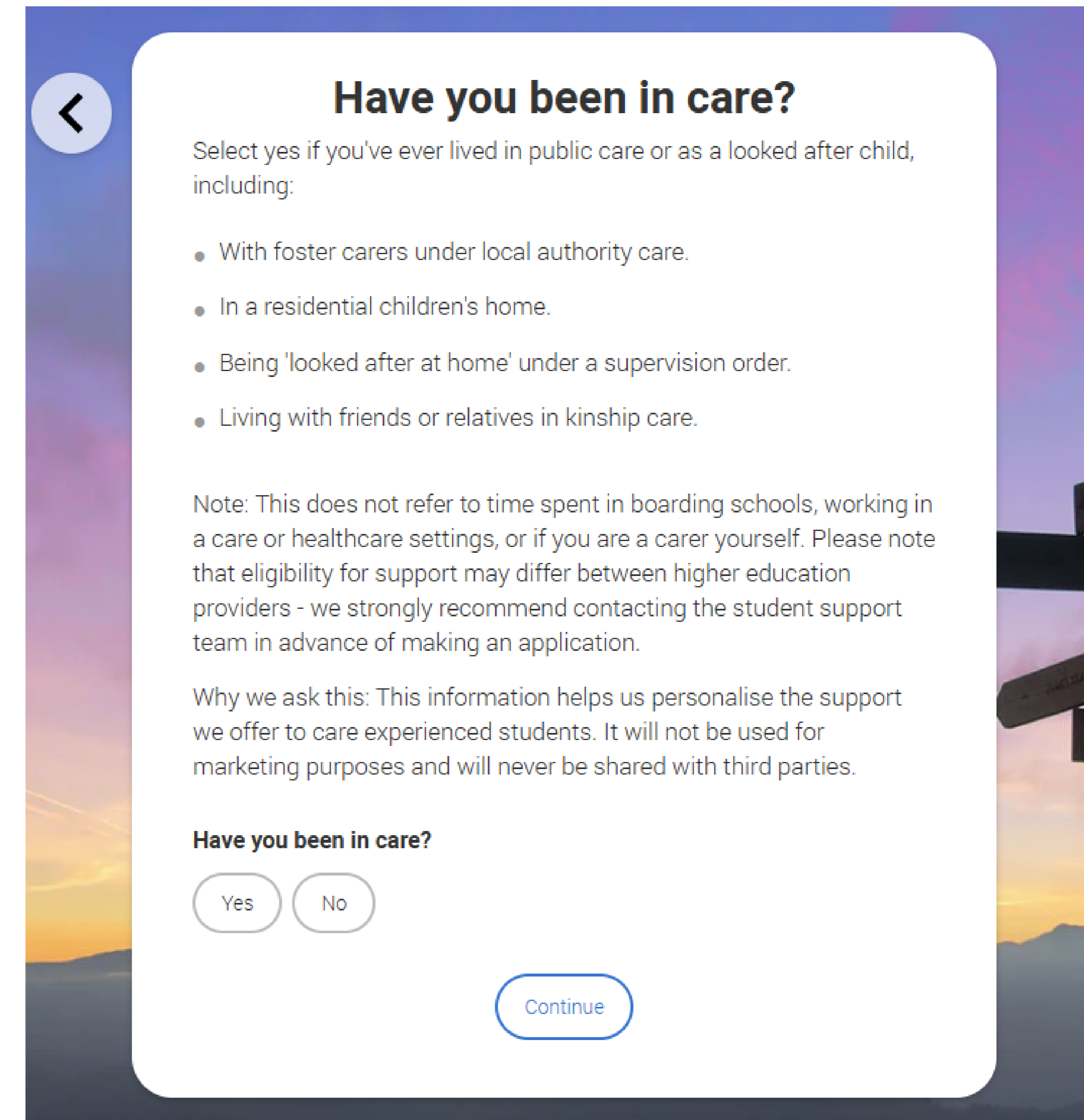
You'll also need to enter your school or college buzzword when you start your application so they can support you with applying.

Double check the school or college details before you connect!



# Registering for an account

To help us personalise the support we offer to care experienced students, you can let us know here if you've ever lived in public care or as a looked after child here. This could include foster care or kinship care.



**Have you been in care?**

Select yes if you've ever lived in public care or as a looked after child, including:

- With foster carers under local authority care.
- In a residential children's home.
- Being 'looked after at home' under a supervision order.
- Living with friends or relatives in kinship care.

Note: This does not refer to time spent in boarding schools, working in a care or healthcare settings, or if you are a carer yourself. Please note that eligibility for support may differ between higher education providers - we strongly recommend contacting the student support team in advance of making an application.

Why we ask this: This information helps us personalise the support we offer to care experienced students. It will not be used for marketing purposes and will never be shared with third parties.

**Have you been in care?**

Yes  No

# Registering for an account

Choose if you want to get tailored information about uni, college and apprenticeship options.

Select the **subjects, locations or industries** that you are interested in – you can change these at any time in your preferences.

## Your interests

This will help us personalise your account, by creating favourites which you can change later. **These are not application choices.**

**Which subjects are you interested in? \***  
(Please make a minimum of 3 subject choices)

**Which universities and colleges are you interested in? \***

Unsure

**Which industries are you interested in? \***

Unsure

[UCAS Media](#), UCAS' commercial company, would like to send you information on their behalf based on your preferences, interests and any favourites across [ucas.com](#). You can choose what information you want to receive from [UCAS Media](#) below.

**Study and Clearing opportunities \***

Get selected information to help you find the right university or college course - either before you apply, or if you don't get a place on one of your chosen courses. You'll receive updates about available course places and Clearing opportunities, including information from universities and colleges about open days and other relevant events.

Yes  No

[Continue](#)

# Registering for an account

Choose if you'd like to receive tailored advice, information and offers as well as take part in surveys.

These permissions can be changed at any point in your **Preferences**.

## Preferences

When you're applying and off to start your studies, you'll find unis and brands will want to connect with you to share information, deals and offers. From open day invites, to new course launches, apprenticeship vacancies, discounts and more. Update your preferences to stay connected.

### Degree apprenticeships \*

Get careers advice and information on degree apprenticeships and other training and job opportunities from employers.

Yes  No

### Student deals and offers \*

Get great deals, offers and freebies plus info on tech, retailers, publications, travel, transport, student accommodation and lifestyle choices (including health and wellbeing).

Yes  No

### Every opinion counts \*

Share yours in short surveys and help improve the student experience for you and your peers.

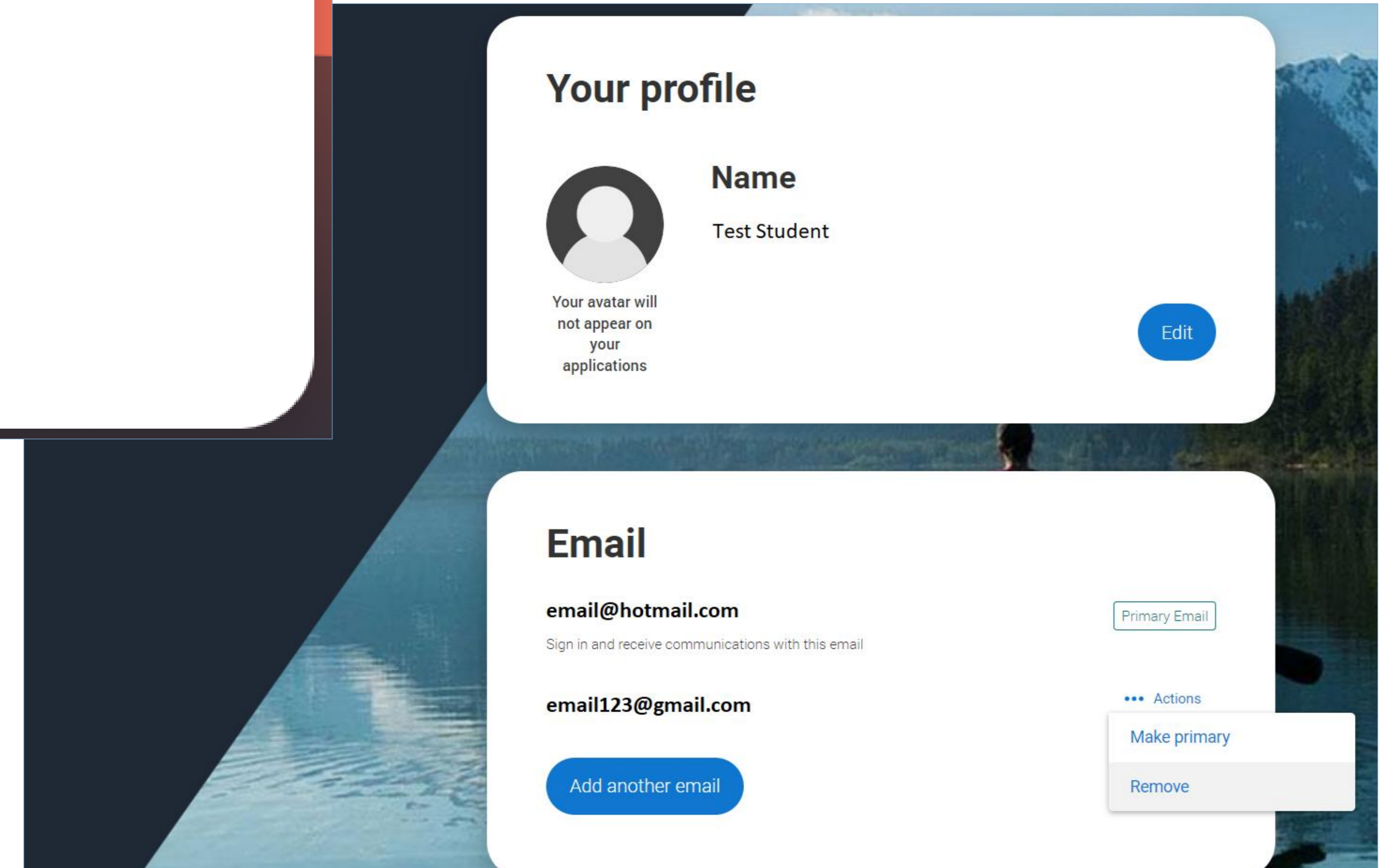
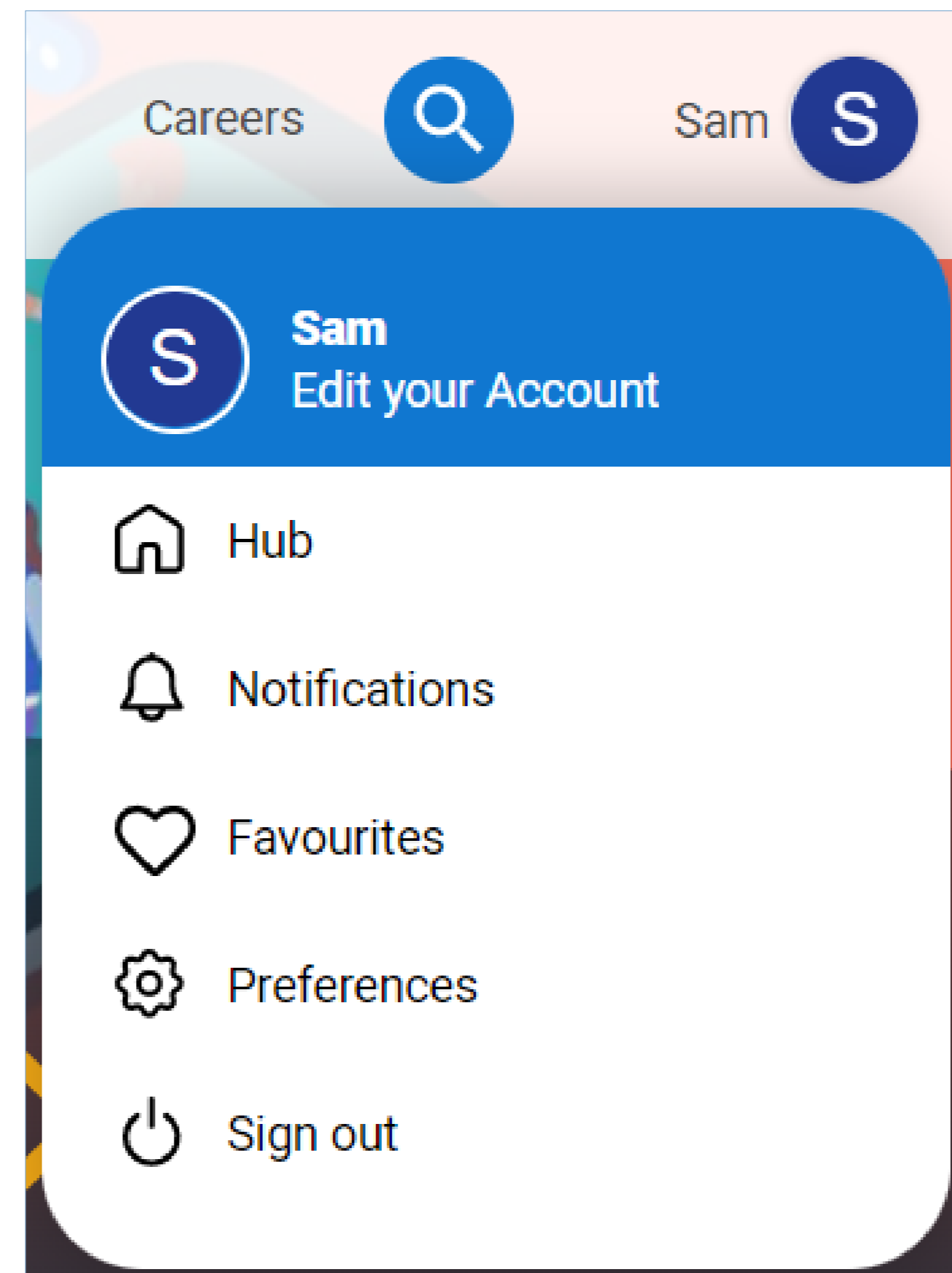
Yes  No

# Your email

It's important your contact details are kept up to date throughout your application.

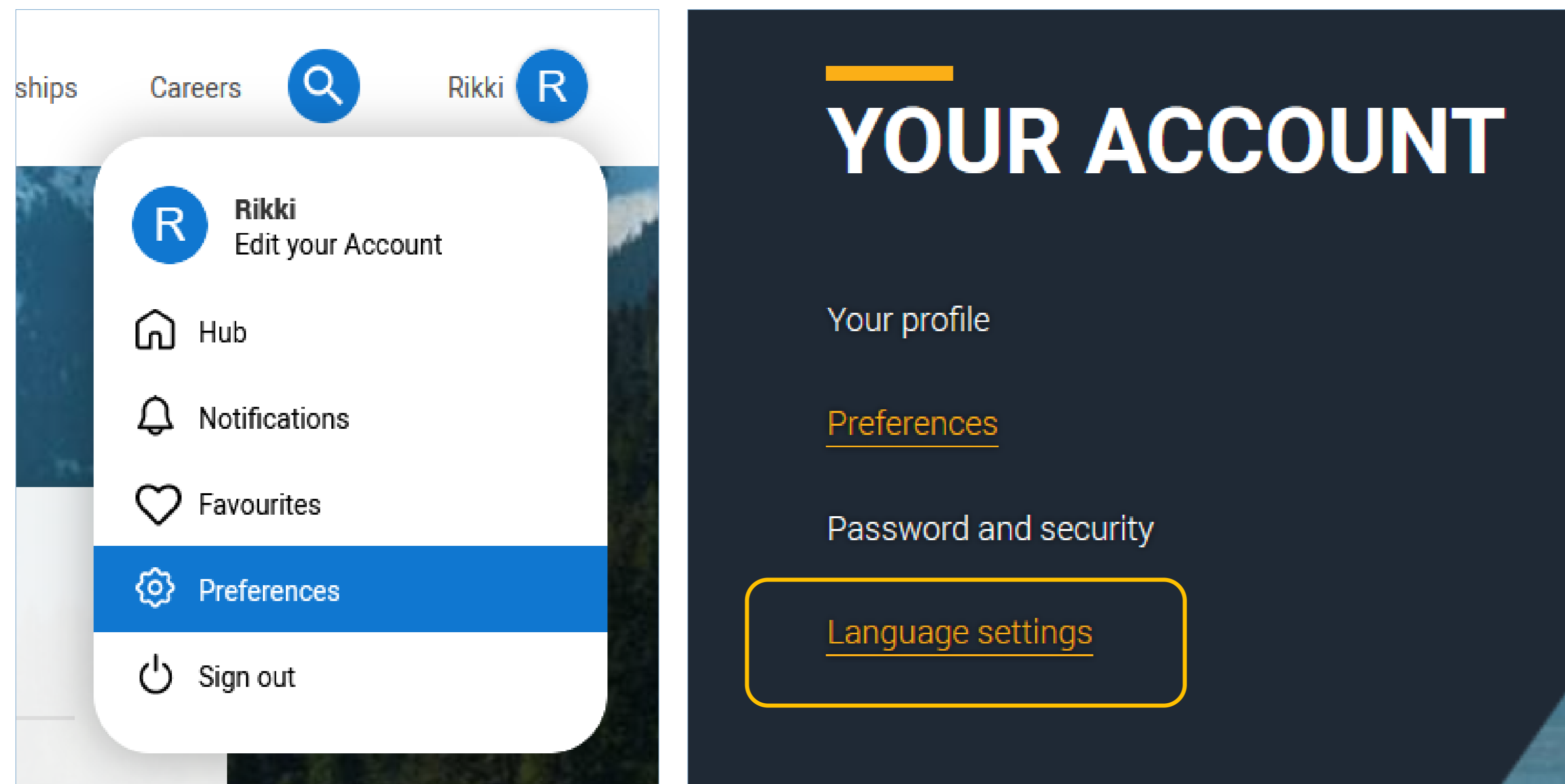
We **recommend using a personal email address** as your primary email, rather than a school/college one, so that you have access to it throughout your application journey.

To update your email address, go to 'Edit your account' from drop-down, where you can change your email.



# Welsh | language preferences

If you would prefer to view your application, along with the help text and receive communications from us in Welsh, you can update your language preferences. The application must be completed in English.



## Tell us your preferred language

**Applying in Welsh?** If you are applying only to Welsh universities or colleges you may choose to have your application conducted entirely in the Welsh language. You must sign out and back in to make sure your preference is saved before you submit your application.

Click on the below options to set your language preference. Please note you'll also receive letters from us in Welsh.

- English
- Cymraeg

If you're changing your language preference after you've submitted your application to UCAS, please [contact us](#) so we can ensure all future correspondence from UCAS and Welsh universities and colleges is in your preferred language.

If you're a teacher or adviser, we'll update your preferred language in the adviser portal, but this won't affect other services or correspondence you receive from us.

Save

Cancel

# Starting your application



# Starting your application

Choose the year you want to start your studies, level of study (it's **Undergraduate** if you are still at school/college) and type of application you wish to make.

Make sure you choose **2027** if you want to start next year, including if you want to defer your start date.

YOUR APPLICATIONS

## Start an application


You can only apply once in a cycle - Do not apply more than once in a cycle, or submit a new application if you are holding a deferred place, as your new application will be cancelled and you won't receive a refund.

In which year do you want to start your studies?

2027

Select the main level of study you are interested in

Undergraduate (Uni and college degrees, and ap... ▾



### Undergraduate

Degrees, HNDs, and HNCs

Start **2027 application** ›



### Conservatoire

Undergraduate or postgraduate music, dance, drama, or musical theatre.

Start **2027 application** ›

# Your Hub

Your personalised homepage and discovery hub

[Hub](#)
[For you](#)
[Favourites](#)
[What to do](#)
[Where to go](#)
[Search](#)



## Welcome Sam

You're applying for Undergraduate courses in 2027 - [Change year](#)

### Start an application



Apply to universities, colleges, or conservatoires to study degrees, HNDs, HNCs, masters degrees, postgraduate diplomas, and doctorates.

[Start an application](#)




### Your feed

Your personal content feed

#### DISCOVER WHAT TO DO

Browse subjects and careers with related courses and apprenticeships.

[Discover more](#)



#### What subject should I take?

Read our subject guides to see what might be right for you.



#### How to apply

All you need to know about applying to university, college or an apprenticeship.

#### DISCOVER CAREERS

Try our quiz and get recommended careers that match your skills and personality traits.

[Take the quiz](#)



#### Key application dates

Find out what you need to do and when.



#### How to nail that personal statement

Writing a personal statement can be daunting. Follow our tips and advice to help make it easier.

#### DISCOVER WHERE TO GO

Browse universities, colleges and employers and learn more about cities and regions in the UK.

[Find out more](#)

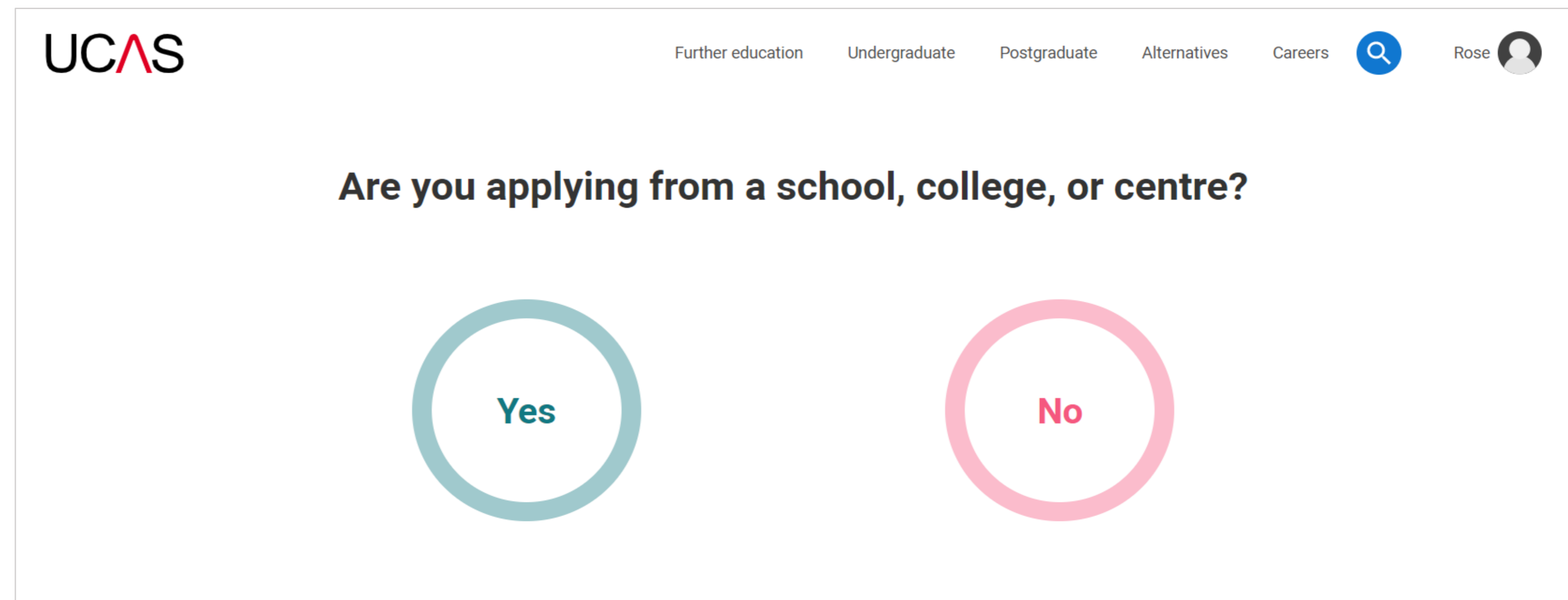


# Linking to your school, college or centre

If you're applying with the help of your school, college or centre then select 'Yes'.

You will then need to enter the Buzzword **STPETERS2027**.

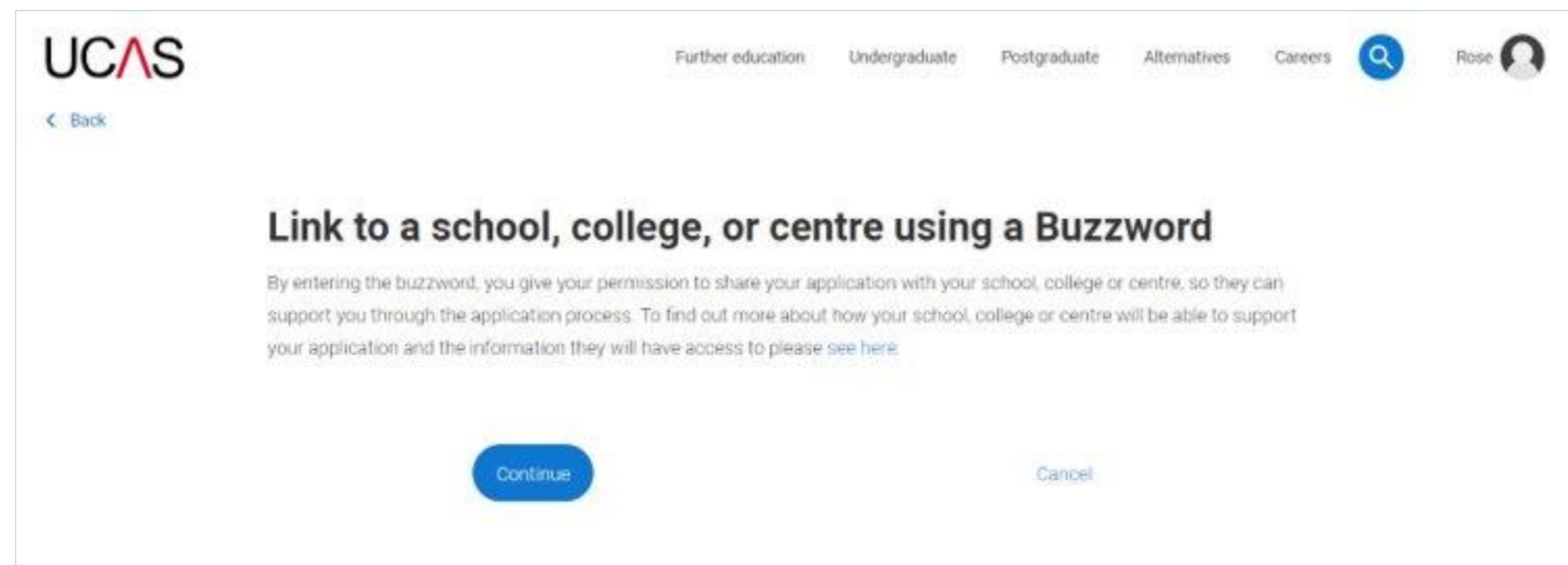
The Buzzword is given to you by your school, college or centre.



UCAS Further education Undergraduate Postgraduate Alternatives Careers Rose

Are you applying from a school, college, or centre?

Yes No



UCAS Further education Undergraduate Postgraduate Alternatives Careers Rose

< Back

Link to a school, college, or centre using a Buzzword

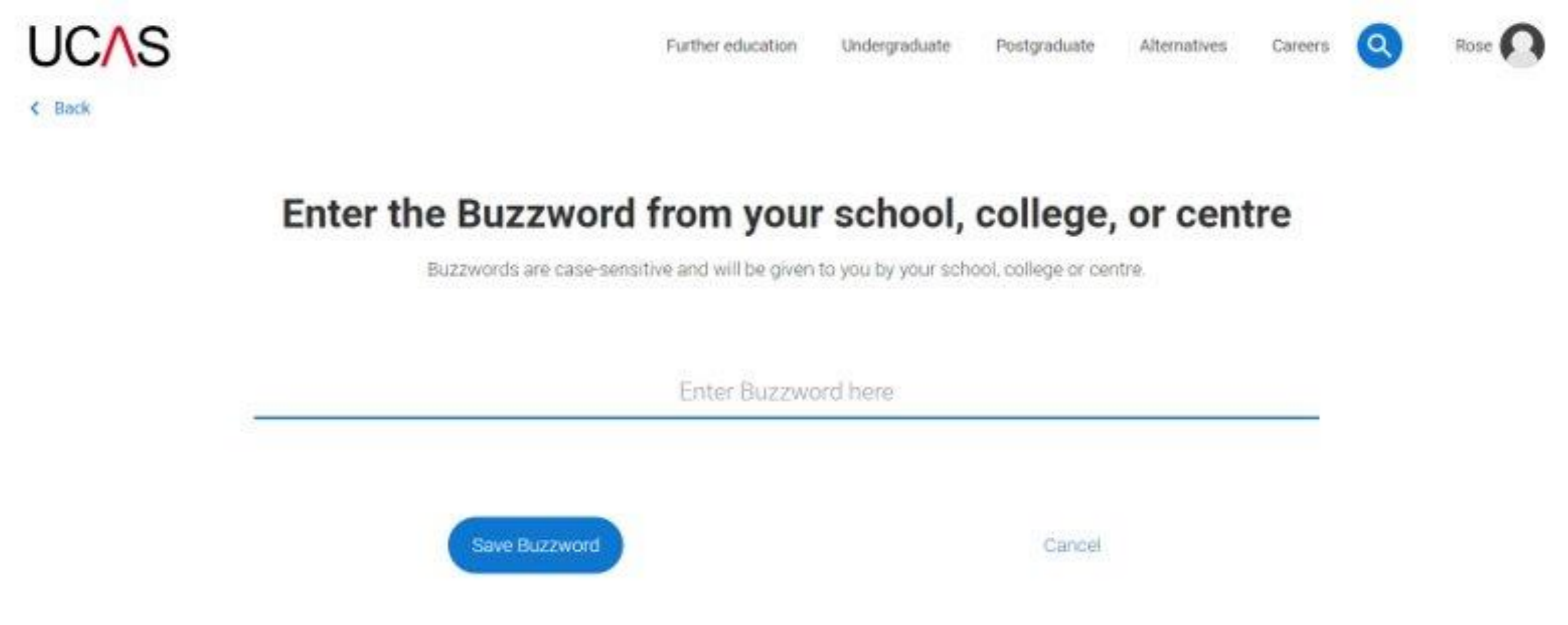
By entering the buzzword, you give your permission to share your application with your school, college or centre, so they can support you through the application process. To find out more about how your school, college or centre will be able to support your application and the information they will have access to please see [here](#).

Continue Cancel

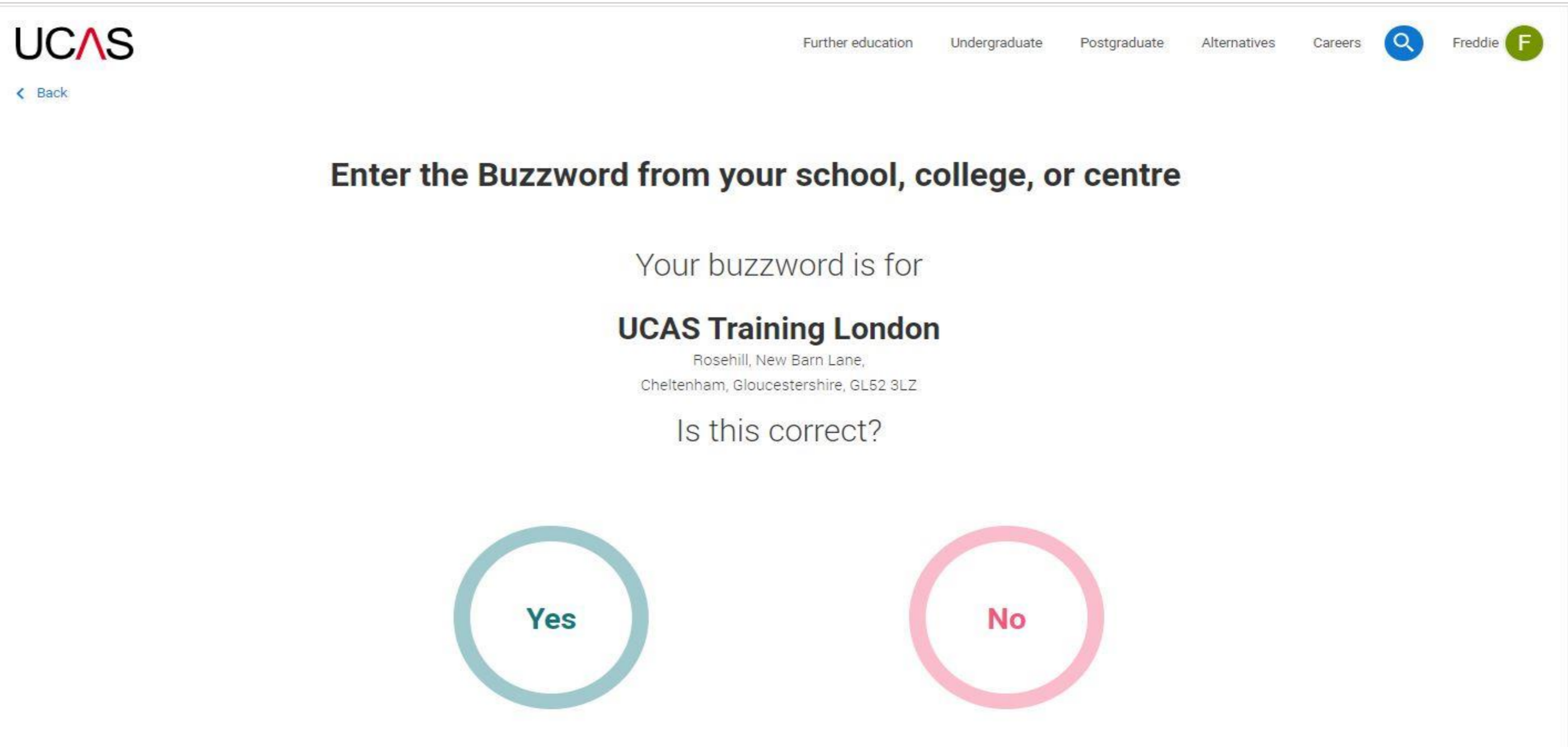
# Linking to your school, college or centre

Enter the **buzzword**, and **confirm** the details are correct.

This will **link your application** to your school or college, so they can track your progress and provide support, including adding your reference.



The screenshot shows the UCAS website interface. At the top, there is a navigation bar with links for 'Further education', 'Undergraduate', 'Postgraduate', 'Alternatives', and 'Careers'. A search icon and a user profile icon labeled 'Rose' are also present. Below the navigation bar, there is a 'Back' link. The main heading is 'Enter the Buzzword from your school, college, or centre'. A sub-heading states 'Buzzwords are case-sensitive and will be given to you by your school, college or centre.' Below this is a text input field with the placeholder text 'Enter Buzzword here'. At the bottom of the form, there are two buttons: 'Save Buzzword' and 'Cancel'.



The screenshot shows the UCAS website interface. At the top, there is a navigation bar with links for 'Further education', 'Undergraduate', 'Postgraduate', 'Alternatives', and 'Careers'. A search icon and a user profile icon labeled 'Freddie' are also present. Below the navigation bar, there is a 'Back' link. The main heading is 'Enter the Buzzword from your school, college, or centre'. Below this, the text reads 'Your buzzword is for' followed by 'UCAS Training London'. Below that, the address is listed: 'Rosehill, New Barn Lane, Cheltenham, Gloucestershire, GL52 3LZ'. The question 'Is this correct?' is displayed. At the bottom, there are two large circular buttons: 'Yes' (teal) and 'No' (pink).

# Linking to your school, college or centre

Once your application has been linked, you can then select a **group** (if this has been set up by your school or college).

Every school and college has a 'Default Group'.

You have linked your application to  
**UCAS Training School**

Select group

- I don't know
- Default Group
- Former students
- Oxbridge
- Tutor 1**
- Tutor 2
- Tutor 3
- Tutor 4

Need help? [Advisers](#) [Join our team](#) [Te](#)

# Application overview



# Application overview

Your 'Application status' helps track your progress.

The percentage complete updates each time you mark a section as complete.

You don't need to complete the application straight away; log in and out at any time until you're finished.

**UCAS APPLICATION**  
2027 Undergraduate application

Your Personal ID number  
2070014907

Home / UCAS application

**Application status**

**Centre information**  
Application linked to UCAS Training School  
Group Former students

0/5 CHOICES    0% PROFILE    NOT STARTED PERSONAL STATEMENT    0%  
Review and submit >

**Application status**

**Centre information**  
Application linked to UCAS Training London  
Group Training Group 1

2/5 CHOICES    44% PROFILE    IN PROGRESS PERSONAL STATEMENT    36%  
Submit >

# Application overview

The application form is responsive to make it easier to complete.

Once you've completed 'Where you live', you'll also see the 'Diversity and inclusion' and, if you're a UK resident, the 'Extra activities' sections to complete.


All sections must be marked as '**Complete**' to send to your school or college that you may be linked to for review. You must complete all mandatory questions to mark a section as complete (they have a \*).

The screenshot displays the UCAS application form overview, organized into several sections:

- Profile**
  - Personal details**: Name, age, title and gender. Status: Start this section.
  - Nationality details**: Birthplace and nationalities. Status: Start this section.
  - Where you live**: Tell us about your address history. Status: Section in progress.
  - Contact details**: Address, email, and telephone. Status: Section in progress.
  - Supporting information**: So that providers know how to support you during your studies. Status: Start this section.
  - Finance & funding**: Tell us how you'll fund your study. Status: Start this section.
  - Diversity & inclusion**: Additional equality information. Status: Start this section.
  - More about you**: Tell us about any circumstances that you might need support for during your studies. Status: Start this section.
- Experience**
  - Education**: Qualifications and periods of study. Status: Section complete.
  - Employment**: Paid employment. Status: Section complete.
  - Extra activities**: Taken part in any activities to prepare you for higher education?. Status: Start this section.
- Personal Statement**
  - Personal statement**: Why do you want to study this subject?. Status: Start this section.

# Application overview

The list on the left of each section will show which sections are completed (with a tick), which are in progress (with a half-moon), and which have yet to be started (no icon).

Click on the  throughout for help text to provide advice about what to put.

[Home](#) / [UCAS application](#) / [Nationality details](#)

[Return to application overview](#)

Nationality details

Where you live

Contact details

Supporting information

Finance and funding

Diversity and inclusion

More about you

✔ Education

✔ Employment

Extra activities

Personal statement

**What is your country of birth? \***  
For the purpose of this question the UK includes the Channel Islands and the Isle of Man.

**What is your nationality? \***  
If you're applying from outside the UK choose your nationality as it appears in your passport. If you have dual nationality and you need a visa to enter the UK, enter your first nationality as it is shown on the passport you intend to use when travelling to the UK for your course.

**Dual nationality**  
If you have dual nationality, select your first nationality in the previous field and your second nationality here.

Mark this section as complete \*

You must complete all mandatory fields in this section before you can mark it as complete. All sections must be marked as complete before you can send your application.

Save this section

# Personal details



# PERSONAL DETAILS

2027 Undergraduate application

Home / UCAS application / Personal details

[Return to application overview](#)

**Personal details**

[Nationality details](#)

**Where you live**

[Contact details](#)

[Supporting information](#)

[Finance and funding](#)

[Diversity and inclusion](#)

[More about you](#)

**Education**

[Employment](#)

[Extra activities](#)

[Personal statement](#)

[Reference](#)

**Title \***

**First and middle name(s) \***

Make sure your name is as it appears on any official documents, such as your passport, birth certificate or driving licence.

**Last name \***

Make sure your name is as it appears on any official documents, such as your passport, birth certificate or driving licence.

**Previous name(s)**

Tell us any other names you've been known by (for example maiden name), as it helps when we're matching educational records.

**Preferred first name**

Let us know what we, and your chosen universities and colleges, should call you in our correspondence.

**Date of birth \***

Day Month Year

**Gender \***

Select the gender you most identify with at this time. You can tell the university or college directly if you'd feel more comfortable identifying in another way, or if this changes.

Man  Woman  I use another term  I prefer not to say

**Mark this section as complete \***

You must complete all mandatory fields in this section before you can mark it as complete. All sections must be marked as complete before you can send your application.

Save this section



# Personal details

Your name should already show, but you'll need to add your title and complete the other mandatory fields (marked with a \*).

Once you've completed a section you must remember to mark the section as complete and save it at the bottom of each page.

# Personal details

Make sure your name and date of birth is entered as it appears on any official documents (e.g. passport, birth certificate).

Add in a preferred name to let us know what we should call you in our communications.

## Personal details

Nationality details

Where you live

Contact details

Supporting information

Finance and funding

Education

Employment

Personal statement

### First and middle name(s) \*

Make sure your name is as it appears on any official documents, such as your passport, birth certificate or driving licence.

### Last name \*

Make sure your name is as it appears on any official documents, such as your passport, birth certificate or driving licence.

### Previous name(s)

Tell us any other names you've been known by (for example maiden name), as it helps when we're matching educational records.

### Preferred first name

Let us know what we, and your chosen universities and colleges, should call you in our correspondence.

### Date of birth \*

Day    Month    Year

DD ▾	MM ▾	YYYY ▾
------	------	--------

# Personal details

If your name is now different to the one that appears on your qualification certificates, you'll be able to **upload documents as evidence for your choices**.

Check out our guidance on evidence that can be used [here](#).

## Previous name(s)


Tell us any other names you've been known by (for example maiden name), as it helps when we're matching educational records.

### Optional **Would you like to upload proof of name change?**

If you have changed your name since you received your qualifications, please upload official proof of your previous name. You do not need to upload proof if your qualifications were awarded in the same name you've registered with. This will help universities and colleges verify your results.

If you can't upload your documents now, or you don't have them yet, don't worry. Your chosen universities or colleges may ask you to send them directly.

[What documents can I use as proof of my name change?](#)

 Upload documents

# Nationality details



# Nationality details

Your nationality is associated with the country that would issue you a passport for international travel. If you don't have a passport, it is usually the country in which you were born.

**This is not your ethnicity. Ethnicity refers to your cultural identity and ancestry.** UK resident applicants are asked about ethnicity in the diversity and inclusion section.

Additional questions may appear based on the information you provide.

**What is your country of birth? \***

For the purpose of this question the UK includes the Channel Islands and the Isle of Man.

United Kingdom

**What is your nationality? \***

If you're applying from outside the UK choose your nationality as it appears in your passport. If you have dual nationality and you need a visa to enter the UK, enter your first nationality as it is shown on the passport you intend to use when travelling to the UK for your course.

UK national

**Dual nationality**

If you have dual nationality, select your first nationality in the previous field and your second nationality here.

Mark this section as complete \*

You must complete all mandatory fields in this section before you can mark it as complete. All sections must be marked as complete before you can send your application.

Save this section

[Back to Contact and residency details](#)

[Next to Supporting information](#)

# Nationality details

You can add two nationalities; list the nationality of the passport you'll be using to travel to study first. Include any UK or Irish nationality.

This helps universities determine your fee status and assist with visa applications. Relevant fields will appear based on your answers.

Select  to see our help text with advice about this.

**What is your country of birth? \***

For the purpose of this question the UK includes the Channel Islands and the Isle of Man.

**What is your nationality? \***

Please tell us the nationality shown on your passport (or on your National ID if you don't have a passport). You can add two nationalities to your application. Please list the nationality in the passport you'll be using to study in the UK first.

**Dual nationality**

If you haven't already, it is important to tell us about any UK or Irish nationality you may have.


Mark this section as complete \*

You must complete all mandatory fields in this section before you can mark it as complete. All sections must be marked as complete before you can send your application.

Save this section

# Nationality details

Remember, everything with a red asterisk must be answered.

Don't forget to read our help text. Just select  to bring up advice on how to complete the questions.

**What is your country of birth? \***  
 For the purpose of this question the UK includes the Channel Islands and the Isle of Man.

American Samoa

**Please tell us your date of first entry to UK \***  
 If you live in the UK, enter the date you arrived. If you are not yet in the UK, enter the course start date.


Day Month Year


DD MM YYYY

**What is your nationality? \***  
 Please tell us the nationality shown on your passport (or on your National ID if you don't have a passport). You can add two nationalities to your application. Please list the nationality in the passport you'll be using to study in the UK first.

**Dual nationality**  
 If you haven't already, it is important to tell us about any UK or Irish nationality you may have.

Mark this section as complete \*

 **Help for first entry to the UK**  
 This is the date that you first entered the UK for the purpose of residence or study. If you are not yet sure of the date you will enter the UK, please give an approximate date, or the start date of the course.  
 Do not include any holidays, trips for interviews/auditions, or previous short-term visits.




# Nationality details

If you select that you have **pre-settled status** you will be asked for an expiry date.

If you select that you will need a **visa**, you'll also be asked for your passport details.

If you have a **passport**, we ask you for your passport number, valid from and expiry dates; and place of issue.

Select  to see our help text with advice about this.

**Do you have settled or pre-settled status in the UK? \***  
[UKCISA - international student advice and guidance - Brexit - EU Settlement Scheme](#)

Yes  No

**When does your pre settled status expire? \***

Day Month Year

**Do you need a student visa to study in the UK? \***

Yes  No  Don't know

**Do you currently have a passport? \***  
 Where relevant, UCAS collects applicants' passport information on behalf of universities and colleges, who need it for purposes of visa application and checks with the UK Visas and Immigration (UKVI). For further details about UK Visas and Immigration please visit the [UKVI website](#).

Yes  No

**Passport number \***

**Valid from \***  
 Give the date your passport was issued

Day Month Year

**Expires \***  
 Give the date your passport will expire

Day Month Year

**Place of issue \***

# Nationality details

Depending on your answers to the questions in this section, you may be given the option of uploading documents regarding your passport and visa or immigration status.

These are optional and you can view our guidance on the types of documents you can upload [here](#).


These won't appear if you're a **UK National**.

**Optional** Would you like to upload a photo of your passport?

**Documents with security markings such as passports must be uploaded as photos and not scanned.**

Adding these documents may assist universities and colleges in evaluating your fee status. If you cannot add documents before you submit, you may be asked to send them directly to the universities and colleges.

[FAQs about uploading your passport](#)

 Upload documents


**Optional** Would you like to upload your visa or immigration status?

**Documents with security markings such as visas or immigration documents must be uploaded as photos and not scanned.**

Only upload documents that are in your own name. Do not submit documents belonging to someone else (e.g. a parent, guardian or spouse).

Adding these documents may assist universities and colleges in evaluating your fee status. If you cannot add documents before you submit, you may be asked to send them directly to the universities and colleges.

[FAQs about uploading your visa and immigration documents](#)

 Upload documents

# Where you live


---

# Where you live

You must add three years of residency history between 1 September 2024 and 1 September 2027.

Your current address should be added first, once this has been added it can only be edited not deleted.

Then add your previous addresses until September 2024.

Select  to see our help text with advice about to help with this section.

## Where you live

We need to collect the addresses where you have been living since 1 September 2023. By giving us this information, universities and colleges can determine where you have been living for the three years prior to your course.

If you split your time between two addresses, for example, your parents live apart, please tell us about the address you spend the most time at.

The addresses in this section will not be used to contact you. You can add your postal address in the contact details section.

### Add current address

Address type \*

What date did you start living here? \*

Please ignore any temporary absences from where you normally live, for example travelling, gap year or work.

Month Year

Tell us the reason you are living here. \*

Universities and colleges need to know whether you are living here permanently or for a temporary reason

Save address

## Need some help?

Questions from this page that you might need help with:

[Help for area of permanent residence](#)

[Help for residential category](#)

[Help for this section](#)

Need some more general help with your application?

[Guide to completing your UCAS application](#)



# Where you live

Use the look up for UK addresses.

BFPO addresses can be added using the address type.

For each address tell us why you're living there; for example you may have two permanent homes.

**Add current address**

**Address type \***

UK address ▾

**Address lookup**

[Click here](#) to enter your address manually

**Why are you living here? \***

Universities and colleges need to know whether you are living here permanently or for a temporary reason

- Other
- Permanent home
- Temporary because of my parents/guardians job/study
- Temporary for education (boarding school)
- Temporary for education (not boarding)
- Temporary for work
- Temporary whilst seeking asylum or similar

# Where you live

International applicants can add a non-UK address by using the address type drop down.

All addresses must be written using the English alphabet.

## Add current address

Address type \*

Non-UK address ▾

Address line 1 \*

Address line 2

City/Town

Region/Province/State


Country \*

# Where you live

Until the required duration of address history is reached, you'll see the 'Add previous address' option.

Gaps in the address history will be flagged for you to fill in so that a full history is provided.

Overlapping addresses are allowed.

Select  to see our help text with advice about this.

## Where you live

We need to collect the addresses where you have been living since 1 September 2024. By giving us this information, universities and colleges can determine where you have been living for the three years prior to your course.

If you split your time between two addresses, for example, your parents live apart, please tell us about the address you spend the most time at.

The addresses in this section will not be used to contact you. You can add your postal address in the contact details section.

[↩ Add new current address](#)

### Address 1 (Current address)

Dates you lived here: **03/2025 - Present**

**1 Constable Court,**

**Millfield Avenue,**

**York,**

**North Yorkshire,**

**YO10 3XA**

Reason: **Permanent home**

[... More](#)

[Add Previous address](#)

**You need to add 6 more months**

# Where you live

Once you've added addresses to cover the required date range, you'll need to confirm your home address.

This can be selected from the list of addresses you entered, or a new one can be added.

You need to select your area of permanent residence and residential category.

Remember to use our help text  . .

 The addresses you have added cover the date range we require

## Please confirm your home address \*

Universities and colleges require your permanent home address, to determine your domicile. This might be where your family lives, or the house you own. This may not be where you are currently living, if you are living away from home on a temporary nature (for example at boarding school, or other temporary housing for educational purposes)

- 1 Constable Court, Millfield Avenue, York, North Yorkshire, YO10 3XA
- high street, Town, Bahamas
- Add a different home address

## Please select your area of permanent residence \*

Your area of permanent residence refers to the area in which you normally live.

## Residential category \*

Please choose the option that most closely applies to you.

Mark this section as complete \*

You must complete all mandatory fields in this section before you can mark it as complete. All sections must be marked as complete before you can send your application.

Save this section

# Contact details

---

# CONTACT DETAILS

Your email will be used by both UCAS and your university and college choices.

If you're using a school or college email address, make sure you can always access it, so you don't miss anything important.

We advise you to use a personal email address, which can be updated in the Hub preferences.

## Contact details

### Mobile telephone number

### Other telephone number

### Email address \*

You can update your email address in your UCAS profile

### Postal address

#### Address type \*

#### Address lookup

[Click here](#) to enter your address manually

### Nominated access

**Do you want someone else to be able to act, or speak on your behalf, about your application? e.g. A parent, teacher, other relative or guardian. If you are using an agent, you can choose to enter their details.**

You're able to enter details of someone you're happy to help manage your application - this is called nominated access.

Yes  No

Mark this section as complete \*

You must complete all mandatory fields in this section before you can mark it as complete. All sections must be marked as complete before you can send your application.

Save this section

# CONTACT DETAILS

If you want someone else to be able to act, or speak on your behalf e.g. a parent, relative, or guardian you need to enter their details. This is called nominated access.

If you are using an agent; you can choose to enter their details.

You'll only see the fields to add the nominated contact details if you answer **Yes** to the question.

## Nominated access

Do you want someone else to act, or speak on your behalf, about your application? e.g. A parent, other relative or guardian. If you are using an agent, you can choose to enter their details.

You're able to enter details of someone you're happy to help manage your application - this is called nominated access.

Yes  No

### Full name of nominee \*

The first and last name of your nominee. They will be asked this information when speaking to UCAS on your behalf.

### Relationship to you \*

How you know your nominee. They will be asked this information when speaking to UCAS on your behalf.

# Supporting information



# Supporting information

All questions are mandatory (\*), but you have the option of

- *I don't know*
- *Prefer not to say.*

Have you ever lived or worked in the EU (excluding the UK), European Economic Area (EEA) or Switzerland? \*

Do you have a parent, step parent, spouse or civil partner who is an EU (excluding the UK), EEA or Swiss national? \*

Mark this section as complete \*

You must complete all mandatory fields in this section before you can mark it as complete. All sections must be marked as complete before you can send your application.

Save this section

# Finance and funding




# Finance and funding

You will only be asked further questions in finance and funding if you select UK, ChI, IoM or EU Student Finance Services.

We'll ask you for your current local authority under 'Student support arrangements' E.g. **Solihull, Birmingham.**



Select  to see our help text with advice about this.

For more information head to: [ucas.com/finance](https://ucas.com/finance)

**What will be your main source of funding for your studies? \***

Select an option from the drop-down list to tell us how you expect to pay for your tuition fees. Most applicants from the UK, Channel Islands, Isle of Man, and those eligible EU students under the EU Settlement Scheme will be in the category UK, ChI, IoM, or EU student finance.

This guidance has been created based on [eligibility advice](#) from the Student Loans Company, and you should give your answer as guided. Universities and colleges are aware that EU applicants will be selecting the UK, ChI, IoM or EU student finance option.

If you require additional guidance, we recommend contacting [the UK Council for International Student Affairs](#).

UK, ChI, IoM or EU student finance services ▾

**Student support arrangements**

Tell us who will assess you for tuition fees, or how you will pay for your course. Please select the option which best describes your situation.

Mark this section as complete \*

You must complete all mandatory fields in this section before you can mark it as complete. All sections must be marked as complete before you can send your application.

Save this section

<

**What will be your main source of funding for your studies?**

You need to select one category from the list to tell us how you expect to pay for your tuition fees. Most applicants from the UK, Channel Islands, Isle of Man, and the EU will pick the second category. You should pick that category if you are eligible for assessment under student support arrangements, even if you think your family income will be too high for you to receive support.

The choices are as follows:

Private finance – Entire cost of tuition fees is to be paid by private finance.

UK, ChI, IoM, or EU student finance services – Applying for student support assessment by


>

# Finance and funding

For Scottish applicants who choose UK, ChI, IoM or EU Student Finance Services, you'll need to select your local authority from the drop-down list available, rather than SAAS.

You'll still apply through SAAS for funding as usual.

For Northern Irish applicants you'll need to select 'Northern Ireland' from the drop-down.

Select  to see our help text with advice about this.

**What will be your main source of funding for your studies? \***

Select an option from the drop-down list to tell us how you expect to pay for your tuition fees. Most applicants from the UK, Channel Islands, Isle of Man, and those eligible EU students under the EU Settlement Scheme will be in the category UK, ChI, IoM, or EU student finance.

This guidance has been created based on [eligibility advice](#) from the Student Loans Company, and you should give your answer as guided. Universities and colleges are aware that EU applicants will be selecting the UK, ChI, IoM or EU student finance option.

If you require additional guidance, we recommend contacting [the UK Council for International Student Affairs](#).

**Student support arrangements**

Tell us who will assess you for tuition fees, or how you will pay for your course. Please select the option which best describes your situation.

**Need some help?**

Questions from this page that you might need help with:

- [What will be your main source of funding for your studies?](#)
- [Student support arrangements](#)

Need some more general help with your application?

[Guide to completing your UCAS application](#)

**If you live in Scotland, select the name of your local authority. All applications for financial support for students who live in Scotland are processed centrally, so you should apply to Student Awards Agency Scotland for your student support.**

# Diversity and inclusion



# Diversity and inclusion

Questions will vary based on your residency status, so UK and non-UK.

There are some mandatory fields(\*), but you have the option to answer 'I prefer not to say'.

This information is only shared with universities or colleges once you have secured a place, it does not influence any decision making.

Don't forget to read our help for this section



**Equality monitoring**

**Ethnic origin \***

**What is your religion or belief?**

**What is your sexual orientation?**

**Do you identify as transgender?**

- Yes
- No
- I prefer not to say

Select yes if you've ever lived in public care or as a looked-after child, including.

# Diversity and inclusion

Growing up in care means you are entitled to a range of practical support; for example, during your application, financial assistance, year-round accommodation, or help with managing your health and wellbeing.

When you give this information, you are letting the university or college know that you may need additional support during your studies. They may get in touch to tell you more about the benefits and options available, if you want it.

## Care support information

### Have you been in care?

Select yes if you've ever lived in public care or as a looked-after child, including:

- with foster carers under local authority care
- in a residential children's home
- being 'looked after at home' under a supervision order
- living with friends or relatives in kinship care

Note: This does not refer to time spent in boarding schools, working in a care or healthcare setting, or if you are a carer yourself

For more information about answering this question read our [FAQs](#).

Yes  No

### Duration in care \*

# Diversity and inclusion

If you share you have been in care, you'll have the option of uploading supporting information .

If you're a care leaver you may be eligible for a **UCAS fee waiver**.

Read our [guidance](#) to check if you're eligible to have your application fee waived.

## Care support information

### Have you been in care?

Select yes if you've ever lived in public care or as a looked-after child, including:

- with foster carers under local authority care
- in a residential children's home
- being 'looked after at home' under a supervision order
- living with friends or relatives in kinshi

Note: This does not refer to time spent carer yourself

For more information about answering

Yes  No

Duration in care \*


### Optional Would you like to upload supporting information of being in care?

To help universities and colleges support you in your studies it is helpful if you can upload documents to demonstrate the time you have spent in care. Adding these documents may assist universities and colleges in evaluating where they can support you.

If you can't upload your documents now, or you don't have them yet, don't worry. Your chosen universities or colleges may ask you to send them directly.

If you are a care leaver, you may be eligible to submit this application for free using the care leaver fee waiver. You need to upload supporting information to be eligible. You will receive an email with more information about how to contact UCAS to apply the fee waiver.

[What documents can I use as proof of being in care?](#)

 Upload documents

# Diversity and inclusion

You can select *I prefer not to say* for the parental education question.

For the occupational background, you must type at least 3 letters into the response field, and then select an option from the menu that appears below it.

If you prefer not to give this information, please enter '*I prefer not to say*'.

## Parental education

Do any of your parents, step-parents or guardians have any higher education qualification, such as a degree, diploma, or certificate of higher education?

## Occupational background\*

Please give the job title of your parent, step-parent, or guardian who earns the most, if you are under 21. If she or he is retired or unemployed, give their most recent job title. If you prefer not to give this information, please enter 'I prefer not to say'. If you are 21 or over, please give your own job title. If you can't find a match for the job title you want to enter, please choose the one closest to it.

# More about you



# More about you

You can share any individual needs or circumstances, such as a disability or health condition. You can select multiple conditions from the list available and provide a short bit of context in the free text box that appears.

Sharing this information helps the university connect you to the right support – they may send you more information or contact you to discuss what would help you succeed. See our support on [individual needs](#) for more advice.

If you don't have any conditions to report, you select "No disability" to mark the section as complete.

Every year, over 60,000 students with a physical and/or mental health condition, long-term illness, or learning difference apply through UCAS to study at a university or college in the UK, and access a range of support available to help with their studies, day-to-day activities, travel, or lifestyle. Would you consider yourself as living with any of the following:

- I have a learning difference  
(e.g. dyslexia, dyspraxia, or AD(H)D))
- I have a hearing impairment  
(e.g. deafness or partial hearing)
- I have a mental health condition, concern or disorder  
(e.g. anxiety or depression)
- I have a physical impairment or challenges with mobility, or dexterity  
(e.g. climbing stairs or uneven surfaces, using a keyboard or laboratory equipment)
- I have a long-term illness or health condition  
(this may involve pain or cause fatigue, loss of concentration or breathing difficulties – including any effects from taking associated medication.)
- I have a social, behavioural or communication impairment  
(e.g. an autistic spectrum condition, Tourette's Syndrome, or speech and language difficulties including stammering)
- I have a visual impairment uncorrected by glasses  
(e.g. blindness or partial sight)
- I have a condition or impairment not listed
- None of these apply to me
- I prefer not to say

# More about you

You might feel uncertain about sharing personal circumstances, be reassured it's never used to decide whether to offer you a place, but it might be used to make you an offer that looks at your achievements in context.

These questions are intended to connect you to the right support for your needs.

Select  to see our help text with advice about this.

You will only see these questions if you have a UK home address.

**Would you consider yourself estranged from both your parents (i.e. you are not in contact with and supported by either of your parents)?**

Yes  No

**Do you have any unpaid caring responsibilities (not including parenting)?**

Yes  No

**Are you a parent or do you have parenting responsibilities for a child aged 17 or under?**

Yes  No

**Do you have official refugee status or limited leave to remain, or are you seeking asylum?**

No  The UK government has granted me refugee status or humanitarian protection in the UK

I have limited or discretionary leave to remain in the UK  I'm currently seeking asylum in the UK

**Do you have a parent or carer who currently serves in the UK Armed Forces, or who has done so in the past?**

Yes  No

**Have you ever served in the UK Armed Forces?**

Yes  No

**Are you currently receiving free school meals, or were you in receipt of free school meals between the ages of 11 to 18?**

Yes  No  Don't know

Mark this section as complete \*


**Need some help?**

Questions from this page that you might need help with:

- [Help for disability](#)
- [Help for estranged](#)
- [Help for caring responsibilities](#)
- [Help for parental responsibilities](#)
- [Help for refugees](#)
- [Help for parent armed forces](#)
- [Help for armed forces](#)
- [Help for free school meals](#)

Need some more general help with your application?

- [Guide to completing your UCAS application](#)



# More about you

## UCAS Free Schools Meals Application Fee Waiver

You must answer, 'Yes' to this question in 'More about you' to identify you are eligible for the free school meals application fee waiver.

Read our [guidance](#) to check if you're eligible to have your application fee waived.

Your school or college will need to agree to your eligibility when reviewing your application and may require you to evidence this.

**Are you currently receiving free school meals, or were you in receipt of free school meals between the ages of 11 to 18?**

Yes  No  Don't know

Mark this section as complete \*

You must complete all mandatory fields in this section before you can mark it as complete. All sections must be marked as complete before you can send your application.


Save this section



### Help for free school meals

Young people in the UK are usually eligible for free school meals if their parents or carers are on a low income or in receipt of certain benefits. If you're not sure, ask your school – they will be able to confirm this for you. You may also be eligible if you're paid qualifying benefits directly, instead of through your parent or carer. For more information about answering this question read our [FAQs](#).

# Education



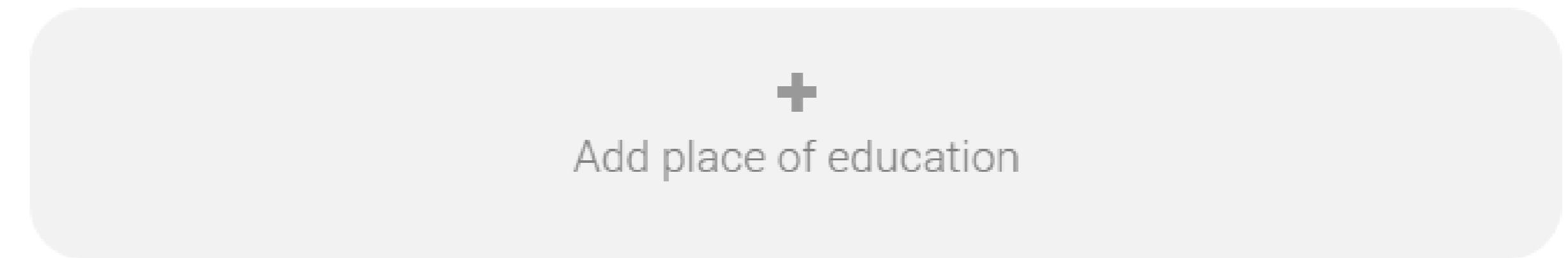
# Education

You must enter all your qualifications from secondary education onwards – whether you have the result (even any that were ungraded) or you're still awaiting exams and results.

First you need to add details of where you've studied, or are studying, then add qualifications.

Start by clicking **Add place of education**.

You'll be asked for a 'Unique Learner Number' – if you don't have one leave the question blank. Your form tutor will have access to this but can also be found on your GCSE Certificates.



#### Unique Learner Number (ULN)

**Students in England, Wales and Northern Ireland ONLY** – This is a unique 10-digit number, which is usually printed on your qualification certificates or results slip. If you are applying from a school or college, they may also have this number. Inputting this number can help us to check the information you submit, but if you don't have one or don't know yours, please leave this blank

#### English language certificates

English language certificates are often needed for international students as an entry requirement for the course.

Not everyone will need an English language certificate. If you're unsure whether you need one, check the entry requirements for the course on the search tool.

If you have a language certificate that is not listed here, ie Pearson, Cambridge you can add these as a qualification in the section above.

#### Test of English as a Foreign Language (TOEFL) Number

#### International English Language Testing System (IELTS) TRF Number

Mark this section as complete\*

You must complete all mandatory fields in this section before you can mark it as complete. All sections must be marked as complete before you can send your application.

Save this section

# Education

## Unique Learner Number (ULN)

Students in England, Wales and Northern Ireland ONLY – This 10-digit number is usually printed on your qualification certificates or results slip. Inputting this number can help us to check the information you submit, but if you don't have one, please leave this blank. If you don't know your ULN, ask your school, college or centre

**English language tests** can be entered here too, if you have any other English language tests they can be added as a qualification.

### Unique Learner Number (ULN)

**Students in England, Wales and Northern Ireland ONLY** – This is a unique 10-digit number, which is usually printed on your qualification certificates or results slip. If you are applying from a school or college, they may also have this number. Inputting this number can help us to check the information you submit, but if you don't have one or don't know yours, please leave this blank

### English language certificates

English language certificates are often needed for international students as an entry requirement for the course.

Not everyone will need an English language certificate. If you're unsure whether you need one, check the entry requirements for the course on the search tool.

If you have a language certificate that is not listed here, ie Pearson, Cambridge you can add these as a qualification in the section above.


### Test of English as a Foreign Language (TOEFL) Number

### International English Language

#### Optional Would you like to upload your English Language certificates?

Uploading your TOEFL or IELTS certificates may assist universities and colleges in evaluating your education level. If you can't upload your documents now, or you don't have them yet, don't worry. Your chosen universities or colleges may ask you to send them directly.

[What documents can I use as proof of my English Language?](#)

 Upload documents

# Education

If you are linked to a school/college, when you click on 'Add place of education', you'll be asked to add it.

If you can't find the name you can type this in and add it.

If you've attended another school or college, type the name of where you studied. Once you find your centre, click on the name and the Exam centre number will automatically populate.

Add when you started and finished; if you're still studying add the month, you're due to finish.

You are linked to UCAS SCHOOL, CHELTENHAM, would you like to add this centre?

Yes

No

Name of the school, college, or university \*

Exam centre number

This may be automatically filled in based on your school, college, or university

Start date \*

Month Year

End date \*

Select the date you left or plan to leave.

Month Year

Attendance type \*

Full time  Part time  Exam only

Study Mode \*

If you had lessons that were taken online over COVID lockdowns but now returned to school-based, please select "In person".

Online  In person

Save and add Qualification

Save and return to Education Section

Cancel

# Education

Tell us how you studied at each place of education.

For type of study did you attend full time, part time or exam only.

For study mode did you attend a centre in person or if you studied a course completely remotely, select online.

**Type of study \***

Full time  Part time  Exam only

**Study Mode \***

Online  In Person

Save and add Qualification

Save and return to Education Section

# Education

There are warning messages to help you.

For example, you can't say you attended two or more places for full-time study during the same date range.

Red text are warnings, it means something is wrong and the section can't be completed until you change it.

## UCAS, CHELTENHAM

[... More](#)

March 2009 - July 2030

Full time

**!** You cannot be full-time at more than one school or college at the same time - please check the start and finish dates you have entered.

Add qualification

## UCAS, CHELTENHAM , Cheltenham, Ireland

[... More](#)

March 2009 - April 2030

Full time

**!** You cannot be full-time at more than one school or college at the same time - please check the start and finish dates you have entered.

Add qualification

# Education

## Dual enrolments:

If you're enrolled at two different educational institutions e.g. two part-time, or you're taking additional courses with another educational institution, indicate this by selecting part time study and inputting the relevant date.

You should enter qualifications against the relevant institution awarding them.

Blue text warnings indicate we need you to double check the details you have entered.

### UCAS Training London

[... More](#)

November 2022 - July 2027

Full time

**!** The details you have entered show that you have attended two or more different schools or colleges at the same time. If this is correct, please ignore this warning message.

[Add qualification](#)

### UCAS Training Glasgow

[... More](#)

September 2025 - June 2026

Part time

**!** The details you have entered show that you have attended two or more different schools or colleges at the same time. If this is correct, please ignore this warning message.

[Add qualification](#)

# Education

Once you've added where you studied you need to 'Add qualification'.

## UCAS, CHELTENHAM

... More

March 2009 - July 2030

Exam only

Add qualification

# Education

If you are linked to your school or college then select 'All qualifications' and the **shortlisted qualifications** provided will appear to help you choose the correct qualifications.

If you are not sure of the qualification you are taking, please check with your school or college adviser.

If there's no shortlist, select the qualification category then use the search to narrow this down. If you are searching for a qualification, make sure you use the full qualification title. For more [help and advice](#) head to [ucas.com](https://ucas.com).

## Pick your qualification type

Choose the type of qualification you would like to add - you can search for specific qualifications and view those shortlisted by your adviser within each group.

A Level, AS, EPQ, and T Levels ▾ GCSE and equivalent BTEC ▾ Job related

Scottish qualifications International and EU ▾ Baccalaureate Apprenticeships

Access to HE Technical (not including BTEC) Core maths HNC, HND, and Degrees

Performance, Art, and Design ▾ More UK Qualifications **All qualifications**

## Search for your qualifications

Search for keywords from your Qualification title or Country to narrow down the list. If your qualification isn't listed, use the "All qualifications" filter and search there. Still no results? Try removing any country filters and searching "Other" under "All qualifications".

🔍 Search

### Shortlist provided by your school or college.

- + Cambridge International A Level
- + Extended Project (Level 3)
- + GCE Advanced Level (A-Level)
- + GCE Advanced Subsidiary
- + GCSE (Grade 9-1)
- + GCSE Double Award (9-9 to 1-1)
- + International Baccalaureate - Extended Essay
- + International Baccalaureate Diploma
- + T Level Technical Qualification - Core Component
- + T Level Technical Qualification - Industry Placement
- + T Level Technical Qualification - Overall Grade
- + T Level Technical Qualification - Specialism

# Education

International qualifications are grouped together and are listed by name and country.

You can also type the country you're looking for to quickly bring up relevant qualifications in the full search.

Don't worry if yours isn't there – type 'Other' into the search box and select the relevant option.

## Search for your qualifications

Search for keywords from your Qualification title or Country to narrow down the list. If your qualification isn't listed, use the "All qualifications" filter and search there. Still no results? Try removing any country filters and searching "Other" under "All qualifications".

### Shortlist provided by your school or college.

Your school or college has not shortlisted any qualifications matching your search.

We also found these qualifications (Showing 15 of 2046)

- [Baccalaureat Francais International \(BFI\) \(2024 onwards\) - France](#)
- [Baccalauréat Technologique \(BTn\)-France](#)
- [DUT-France](#)
- [France - Baccalaureat General \(from 2021\)](#)
- [France - Baccalaureat Technologique \(from 2021\)](#)
- [France - Baccalureat Professionel \(from 2019\)](#)
- [France - Brevet d'Etudes Professionelles](#)
- [France - Option Internationale du Baccalaureat \(OIB\) \(from 2021\)](#)
- [France-Baccalaureat](#)
- [France-Baccalaureat Technologique \(BTn\)](#)
- [France-Brevet de Technicien \(BT\)](#)
- [France-Brevet de Technicien Suprieur \(BTS\)](#)
- [France-Brevet des Colleges](#)
- [France-Option Internationale du Baccalaureat \(OIB\)](#)
- [Option Internationale du Baccalauréat \(OIB\)-France](#)

### Shortlist provided by your school or college.

Your school or college has not shortlisted any qualifications matching your search.

We also found these qualifications (Showing 23 of 2046)

- [Access \(other\)](#)
- [BMAT \(Bio-medical Admissions Test\) and other admissions tests](#)
- [CACHE Other Level 3 qualifications](#)
- [City & Guilds \(other than NVQs\)](#)
- [GAMSAT \(Graduate Medical Schools Admissions\) and other admissions tests](#)
- [HPAT \(Health Professions Admission Test\) and other admissions tests](#)
- [Kaplan Medicine and Physiotherapy Foundation Pathway](#)
- [LNAT \(National Law Admission Test\) and other admissions tests](#)
- [MAT \(Mathematics Admissions Test\) and other admission tests](#)
- [MML \(Modern and Medieval Languages Test\) and other admissions tests](#)
- [MSAT \(Medical Selection Admissions Test\) and other admissions tests](#)
- [Other \(International EU Qualifications\)](#)
- [Other \(International Non-EU Qualifications\)](#)
- [Other \(UK Qualifications\)](#)
- [Other Courses \(Scottish\)](#)
- [Other English Proficiency](#)
- [Other Group Awards \(Scottish\)](#)
- [PAT \(Physics Admissions Test\) and other admission tests](#)
- [SEG Level 3 Certificate in Canine Hydrotherapy](#)
- [STEP \(Sixth Term Examination Papers\) and other admissions tests](#)
- [TSA \(Thinking Skills Assessment\) and other admissions tests](#)
- [UCAT \(Clinical Aptitude Test\) and other admissions tests](#)
- [UKCAT \(Clinical Aptitude Test\) and other admissions tests](#)

# Education

It's important the awarding organisation is entered accurately – speak to your teacher or adviser if you're not sure what this is.

If you haven't finished the qualification or had your result, then choose **Pending\*** in the Grade field. This is relevant to your KS5 courses.

When adding qualifications you'll sometimes have the option of adding modules. Not all universities need you to, but some do, always check the course entry requirements to see if modules are mentioned. If they are, be sure to include them on your UCAS application.

\* If presented with a free text box then the result must be left blank.

### Add GCE Advanced Level (A-Level)

Entering unit details for A levels is optional

<b>Subject *</b>	<b>Qualification date *</b>	<b>Awarding organisation *</b>	<b>Grade *</b>
<input style="width: 95%;" type="text" value="Type and select the subject you studied"/>	MM ▾ YYYY ▾	<input style="width: 95%;" type="text"/>	<input style="width: 95%;" type="text"/>

Universities and colleges may find module/unit information useful if there are specific subject requirements for the courses you choose

<b>Module title</b>	<b>Grade</b>
<input style="width: 95%;" type="text"/>	<input style="width: 95%;" type="text"/>

Add another module

Save qualifications
Save and add another
Cancel

Pending

A\*

A

B

C

D

E

O

N

U

Other

# Education

The education section is an important part of your application. It shows your qualifications and helps universities and colleges decide if you meet their requirements.

Double check all details are correct, especially qualification titles, levels, and awarding organisations. If you're not sure which version of a qualification you're taking, ask your school or college, or exams officer for help.

Once you're happy you've added all pending and completed qualifications, you can select 'Yes' to this question.

**Have you finished adding all the qualifications you have achieved or are currently studying? \***

**You must add all your qualifications**, starting from your UK secondary education or the equivalent in your country. Please include all the qualifications you have and are working towards before you start university or college.

Yes

No

# Education

Once you've confirmed you've added all your qualifications, there'll be the option to upload copies of certificates.

If you're still in formal education in the UK, you're not expected to upload anything.

For international, mature, or gap year applicants, you'll have the option of uploading certificates and transcripts for pending and completed qualifications.

This is optional. We have more guidance available [here](#).

Have you finished adding all the qualifications you have achieved or are currently studying? \*

You must enter all your qualifications from secondary education onwards, such as GCSEs, National 5s, A Levels, BTECs, Scottish Highers, IB, or the equivalent in your country, that you have studied.

- Yes  
 No

**Optional** Would you like to upload certificates and transcripts?


UK applicants still in **formal education** are not required to upload supporting documents.

You have the option to add supporting documents if you are:

- An international applicant
- A **mature applicant**


Adding these documents may assist universities and colleges in evaluating your education level. If you can't upload your documents now, or you don't have them yet, don't worry. Your chosen universities or colleges may ask you to send them directly.

[What documents can I use as proof of my qualifications?](#)

 Upload documents

# Education

You must enter at least one qualification or employment record before marking the sections as complete. Warnings will guide you on the next steps.

 You cannot mark this section as complete because you have not entered any qualifications or details of employment. If you have/will receive qualifications please add one to mark the section as complete.

Mark this section as complete \*

You must complete all mandatory fields in this section before you can mark it as complete. All sections must be marked as complete before you can send your application.

Save this section

# Employment



# Employment

Include details of any paid employment relevant to the courses or subjects you're applying for.

Any unpaid or voluntary work relevant to the courses or subjects you're applying for shouldn't be included in this section – you may wish mention that in your personal statement.

If you don't have any paid work experience, leave this section blank, and mark it as complete.

+  
Add employment

Mark this section as complete \*

You must complete all mandatory fields in this section before you can mark it as complete. All sections must be marked as complete before you can send your application.

Save this section

# Extra Activities



You'll only see this section if you have a UK home address.

# Extra activities

Please add any activity you have taken part in to prepare for higher education.

These include national or regional schemes, university-run programmes, summer schools, taster courses, and booster courses.

Open days are **not relevant** to this question.

If you haven't attended any such activity, please leave this section blank and mark it as complete

## Extra activities

Have you attended an activity to prepare you for higher education?

Please select any activity you have taken part in to prepare for higher education. For example: national or regional schemes, university-run programmes, summer schools, campus days, taster courses, and booster courses. You can also use your personal statement to include more details about the activities you took part in, the skills you learned, and how this prepared you for higher education.

Note: Open days are not relevant to this question.

If you haven't attended any such activity, please leave this section blank.

If this section is relevant to you, please provide the following details:

+  
Add activity

Mark this section as complete \*

You must complete all mandatory fields in this section before you can mark it as complete. All sections must be marked as complete before you can send your application.

Save this section

# Extra activities

If this section is relevant to you, you need to include:

- type of activity
- name of the activity provider (from a drop-down list)
- name of the activity/programme (a free-text box)
- dates of the activity.

If the type of activity you attended is not listed, please select 'Other'.

### Add activity

Type of activity \*

Campus visit

Information Advice and Guidance

Masterclass/ subject insight

Mentoring

Online

Skills and attainment raising activity

Summer School

Workshop in School/college

Other

Characters used: 0 of 100 characters

Start date \*

Day Month Year

DD ▼ MM ▼ YYYY ▼

End date \*

Day Month Year

DD ▼ MM ▼ YYYY ▼

Save Cancel

# Extra activities

The activity provider is the organiser of the activity. It may be a university or college, or a national, regional, or local organisation.

If the activity provider isn't listed, please select "Other". If you're unsure of the answer, contact whoever organised the activity to find out, and, if you're still unsure, select 'Don't know'.

### Add activity

Type of activity \*

Mentoring

Activity provider \*

- Aim Higher
- YG&T
- Sutton Trust
- LEAPS
- GOALS
- ASPIRENorth
- Other**
- Don't know
- Reaching Wider
- Discovering Queen's programme
- LIFT OFF
- FOCUS West
- Realising Opportunities
- UNIQ Summer School
- Villiers Park post-16 Residential Course
- Villiers Park Scholars Programme
- Academic Enrichment programme (AEP)
- Higher Education Insight Programme (HEI)
- Aston Progression Pathways

Save Cancel

# Extra activities

Add the official title of the activity. If you're unsure of the answer, contact whoever organised the activity to find out.

You can add a maximum of 2 activities.

You can use your personal statement to include more details about these and other activities you took part in; reflecting on the skills learned, and how this prepared you for higher education.

### Add activity

Type of activity \*

Mentoring

Activity provider \*

Name of the activity/programme

This is a free text box of 100 characters.

Characters used: 42 of 100 characters

Start date \*

Day Month Year

DD MM YYYY

End date \*

Day Month Year

DD MM YYYY

Save Cancel

# Personal statement

---

# Personal statement

You can save and edit this as many times as you need to.

If it's over the character count you can't 'Complete' it until it meets the count.

If you try to navigate away without saving your work. We'll remind you with a pop-up warning.

You can expand each question box by dragging the bottom right-hand corner.

## Why do you want to study this course or subject? \*

This is your opportunity to showcase your passion and knowledge of your chosen subject area and to demonstrate to universities and colleges why they are a good fit for you and your future ambitions.

Please use a minimum of 350 characters in this section (350 needed)

## How have your qualifications and studies helped you to prepare for this course or subject? \*

This is your chance to shout about the relevant or transferable skills you've gained from your education and highlight your understanding of how they will help you succeed in this subject area.

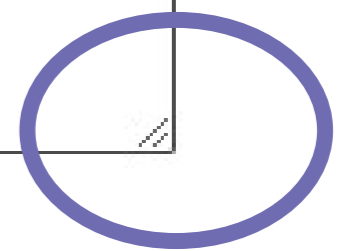
Please use a minimum of 350 characters in this section (350 needed)

## What else have you done to prepare outside of education, and why are these experiences useful? \*

This is your chance to reflect on any other activities you have undertaken outside of your education or personal experiences which further demonstrate your suitability for the course. This section is likely to be deeply personal to you, so anything you include should be meaningful and relevant to you.

Please use a minimum of 350 characters in this section (350 needed)

Overall character count  
0 / 4000



# Personal statement

Remember we'll carry out checks to verify your personal statement is your own work.

If it looks like it's been copied from other sources, we'll tell the universities and colleges you applied to, and they'll decide what to do next.

We'll also contact you by email to tell you this has happened.

Check out [ucas.com](https://ucas.com) for all the support in writing your personal statement.

Overall character count  
2235 / 4000

## What else have you done to prepare outside of education, and why are these experiences useful? \*

This is your chance to reflect on any other activities you have undertaken outside of your education, or personal experiences which further demonstrate your suitability for the course. This section is likely to be deeply personal to you, so anything you include should be meaningful and relevant to you.

This is your chance to talk about any other activities you have undertaken outside of your formal education or personal experiences which further demonstrate your suitability for the course. This section is likely to be highly personal to you and anything you do include should reflect on why you're including it.

Examples of what you might talk about here could include work experience, employment, or volunteering. Personal life experiences or responsibilities. Hobbies and any extracurricular or outreach activities. Post-education activities.

Minimum number of characters met

Mark this section as complete \*

You must complete all mandatory fields in this section before you can mark it as complete. All sections must be marked as complete before you can send your application.

Save this section

# Adding a choice



# Adding a choice

Start typing the **name** of the university or college, select from the options displayed.

Do the same for the course you have selected.

Locations and start dates are displayed according to the course details.

Universities and colleges will display the points of entry available in the UCAS course search, check this if you're not sure.



### Add choice

**University/college name \***

**Course \***

**Location \***

**Start date \***

**Further details**  
You only need to provide information here if your chosen university or college has asked you to.

**Point of entry**  
This tells the universities and colleges which year of the course you want to start, e.g. point of entry one is the first year of the course. If you wish to start in the first year of the course leave the box blank and you will automatically be considered for the first year. Enter 0 if you intend to take a foundation year – not all universities offer a foundation year so please check before applying.  
If you've spoken to your chosen university or college and they are willing to consider your application to start the course after the first year, please enter the relevant number for the year, e.g. second year = 2, third year = 3, etc.

**Live at home while studying? \***

Yes  No

# Adding a choice

Some courses may require you to disclose your criminal conviction status.

We'll only show this question if the course choice requires it.

Only tick this box if you have any convictions; otherwise leave it blank.

## Criminal **convictions**

Applied Health & Social Care (top-up) at University of Anywhere

This course has entry requirements which ask you to disclose further information regarding any spent or unspent convictions or any past criminal activities, and may also require a criminal records check.

### ▼ Help with criminal convictions

Further checks may also be required under the Disclosure and Barring Service.

If you have spent or unspent convictions from a court outside Great Britain, additional checks may be carried out depending on the records available in respect of the applicable country.

A criminal records check may show all spent and unspent criminal convictions including (but not limited to) cautions, reprimands, final warnings, bind over orders or similar and, to the extent relevant to this course, may also show details of any minor offences, fixed penalty notices, penalty notices for disorder, ASBOs or VOOs.

- Please tick if you have any spent or unspent criminal convictions or other punishments that would show up on a criminal records check.

**If you tick the box you will not be automatically excluded from the application process.**

It is recommended that you [read our page on criminal convictions](#) and if these issues are in any way relevant to you, you should obtain further advice from appropriate bodies. UCAS will not be able to assist you in this respect.

You will be asked this question each time you add a course that requires a criminal conviction declaration.

Save

Cancel

# Adding a choice

There is a maximum of **five** choices and choice restrictions may apply. A maximum of **four** courses from medicine, dentistry, veterinary medicine or veterinary science, and either the University of Oxford OR the University of Cambridge.

Once all choices are added you must mark the section as complete to be able to submit.

Choices do not need to be added in any preference order. Universities / colleges can only see where else you've applied once they've made their offer and you've decided whether to accept them as your firm or insurance choice.

The screenshot shows the 'Your choices' section of the UCAS application interface. At the top right, there is a search bar labeled 'Search for courses' with a magnifying glass icon and the text 'Find courses and providers'. Below this is a large blue button with a white plus sign and the text 'Add choice'. Underneath, there are two course cards. The first card is for 'Accounting and Finance (N400)' at Aberystwyth University (A40). It lists details: Location: Main Site (Aberystwyth), Start date: 01 September 2022, Further details: Not provided, Point of entry: 1st year, Deferred entry: Yes, and Live at home while studying: No. The second card is for 'Accounting and Finance (with integrated Foundation) (NN44)' at the University of Buckingham (B90). It lists details: Location: Main Site, Start date: 23 September 2022, Further details: Not provided, Point of entry: 1st year, Deferred entry: Yes, and Live at home while studying: No. Each card has a three-dot menu icon in the bottom right corner.

You can add up to 5 choices to your application. You can change your choices until you send your application to us. All sections must be marked as complete before you can send your application to us.

Mark complete

# Adding a choice

Some courses have extra admissions tests and assessments.

We'll show these in **blue text** on the choice card.

This should not be a surprise to you, as you should have seen details of this when researching the course.

Your **choices**

+
Add choice

**Medicine (A100)**  
**University of Anywhere (A99)**

**Location:** Christ Church  
**Start date:** 01 October 2022  
**Further details:** *Not provided*  
**Point of entry:** 1st year  
**Deferred entry:** Yes  
**Live at home while studying:** No  
**Criminal convictions declaration:** Undeclared

**INFO**

- ! **You may need to take an admissions test**  
 As part of the application process for this course you may need to sit the following admissions tests: Bio-Medical Admissions Test (BMAT)
- ! **There may be an assessment**  
 You may be required to attend an interview or audition or provide a portfolio, essay or other piece of work to help the course tutor decide if you're suitable for this course.

...

# Adding a choice

Click anywhere on a choice card to expand it or collapse it.

Any choice combinations that are not permitted will be flagged with **red text** on the right of each relevant card.

For example, these screens show error messages for a student trying to apply to University of Cambridge **and** University of Oxford.

**Medicine (A100)**  
University of Cambridge (C05)

Location: Girton  
Start date: 01 October 2021  
Further details: *Not provided*  
Point of entry: 1st year  
Deferred entry: No  
Live at home while studying: No  
Criminal convictions declaration: Undeclared

**INFO**

- Check your choices**  
You can usually only apply to one course at either the University of Oxford or the University of Cambridge. The only exception is if you'll be a graduate by 30 September 2021 and you're applying to Cambridge for graduate medicine (course A101). If so, you can also apply to medicine (course A100) at Cambridge, as well as graduate medicine (course A101) at Oxford.
- You may need to take an admissions test**  
As part of the application process for this course you may need to sit the following admissions tests: Bio-Medical Admissions Test (BMAT)
- There may be an assessment**  
You may be required to attend an interview or audition or provide a portfolio, essay or other piece of work to help the course tutor decide if you're suitable for this course.

**Medicine (A100)**  
University of Oxford (O33)

**INFO**

- You can't make two or more applications to Oxford**
- You may need to take an admissions test**
- There may be an assessment**

# Submitting the application



# Submitting the application

All parts of the application must be complete and showing 'Ready to Send' before being able to review and submit to your school, college or centre.

The screenshot displays the UCAS Application dashboard for a 2027 Undergraduate application. The page title is "UCAS APPLICATION" with the subtitle "2027 Undergraduate application". The user's Personal ID number is 2070014907. The dashboard shows the application status as "Ready to Send". The progress bar indicates that the "CHOICES" section is 1/5 complete, "PROFILE" is 100% complete, and "PERSONAL STATEMENT" is complete. A "Review and submit" button is visible next to the "READY TO SEND" status.

UCAS APPLICATION  
2027 Undergraduate application

Your Personal ID number  
2070014907

UCAS application

Application status

Centre information

Group  
Default Group

1/5  
CHOICES

100%  
PROFILE

PERSONAL STATEMENT

READY TO SEND

Review and submit

# Submitting the application

View the full application; download as a pdf (in the top right) to help you check it.

Make sure you double check your personal statement, qualifications and choices.

At the bottom of the application, click **Accept and proceed** (or return to application if you want to make more changes).

## SUBMITTING YOUR APPLICATION

2027 Undergraduate application

Your Personal ID number  
2070014907

🏠 / UCAS application / Submitting your application

### Check **your application**

This is an overview of your application. Please check to make sure the information is correct.

[Download as PDF](#)

- [Personal details](#)
- [Contact details](#)
- [Nationality details](#)
- [Where you live](#)
- [Supporting information](#)
- [Finance and funding](#)
- [Diversity and inclusion](#)
- [More about you](#)

#### Personal details edit

Title	Miss
First and middle name(s)	Sam
Last name	Young
Previous name(s)	Not provided
Preferred name	Not provided
Date of birth	14/08/2006
Gender	Woman

Accept and proceed

[Return to application](#)

# Submitting the application

By accepting the terms and conditions you are confirming you have read and understood the terms and conditions, and that the information you have provided is true, complete and accurate.

You can collapse these by clicking the ▼.

Either **Accept and proceed**, or you can 'Return to application'.

**SUBMITTING YOUR APPLICATION**  
2027 Undergraduate application

Your Personal ID number  
2070014907

UCAS application | Submitting your application

1 Check your application   2 Terms and conditions   3 Pay and submit

**Terms and conditions**  
It is important that you read this declaration carefully so that you are happy you understand its content.

**Your application**  
It is important that you read this declaration carefully so that you are happy you understand its content.  
We will ask you to confirm your agreement by ticking a box in the Terms and Conditions section before you submit your application. By ticking this box, we will consider that you accept the terms of the declaration set out below and [privacy policy](#); we cannot process your application unless you do so.

**a. How we verify the information you provide**  
We may take any necessary steps to check with you and other parties, including universities, colleges and examination and awarding bodies whether the information you have provided is accurate and complete. If we, or a university or college, have any reason to believe that you or your referee have:  
- left out any relevant information, including any previous academic study, qualifications you have completed, qualifications with an unsuccessful grade or qualifications for which you are still awaiting results  
- given false or misleading information  
We have the right to cancel your application without refunding your application fee if we determine (having carried out any necessary checks), or have reasonable belief, that your application contains false information.  
If you have any reason to believe that information we hold about you is not true, complete and accurate you must tell us.  
If we need to verify your identity, we may use details in your application by making checks using any official, publicly available or commercially available identity checking services. If any adverse information is revealed about you we will let you know so that you have an opportunity to respond.

# Pay and Submit



The payment options students see depend on the application fee payment option you select as a Registered Centre.

Make sure to update these slides to match your chosen payment option before sharing them with students.

# Pay and submit

If you are paying for your application yourself, select 'Pay by card' and enter your card details.

Sometimes, your school or college might pay for your application.

If that's the case, they'll tell you to choose 'Invoice' when applying.

Only select invoice if you are told to.

**1** Check your application — **2** Terms and conditions — **3** Pay and submit

Pay and **submit**

**Which payment option should I choose?**

You cannot amend this choice later so please select the right option for you.

**Pay by card**

Select this option if you are paying the application for payment.

VISA   Mastercard   American Express   JCB

The next screen you see may be from your card issuer for payments.

Pay by card

Back to Terms and conditions   Return to application

**1** Check your application — **2** Terms and conditions — **3** Pay and submit

Pay and **submit**

**Which payment option should I choose?**

You cannot amend this choice later so please select the right option for you.

**Paying for your application**

**Invoice**

UCAS will send an invoice to your school, college or centre for payment of the application fee. Select this option if the centre has agreed to pay your application fee on your behalf.

Invoice

# Free School Meal Application Fee Waiver

If you are eligible for the free school meals waiver you need to choose 'Apply with FSM fee waiver', when you 'Pay and submit'.

If you can't see this option but think you're eligible:

1. Check you have answered 'Yes' to the question in 'More about you'.
2. Check with your school or college BEFORE entering any card details.

Once you pay by card (even if you are eligible), this cannot be reversed; a fee waiver cannot be applied after you have completed the pay and submit process.



Pay and **submit**

## Which payment option should I choose?

You cannot amend this choice later so please select the right option for you.

### Free school meals (FSM) waiver

You have answered 'yes' to the free school meal question. You should use the 'Apply with FSM fee waiver' below.

UCAS is waiving the application fee for students who have received **free school meals funded by the UK government**; if you have received free school meals at any point in the last six years, you do not need to pay the UCAS application fee.

Your school, college or centre will need to agree you receive/have received free school meals, once you submit your application.

[Check if you are eligible](#)

[Apply with FSM fee waiver](#)

# submit

When you've paid and submitted your application, it will go to your school/college to check.

They will submit the application to UCAS.

If you log in after you've submitted your application, you'll see a read-only version of it.

Return to your Hub

This is a read only version of your application which is with an adviser at UCAS Test and training centre. [Contact](#) [Download as PDF](#)

Personal details

Contact and residency details

Employment

Education

Nationality details

Supporting information

English language skills

Finance and funding

Diversity and inclusion

Personal statement

**Personal details**

Title	Ms
First name	Rose
Last name	Hill
Previous name(s)	Not provided
Preferred name	Not provided
Date of birth	06/02/1996
Gender	Female

**Contact and residency details**

Mobile telephone number	01234567890
Other telephone number	Not provided

# Your Hub

Your personalised homepage and discovery hub

**S Welcome back Sam**  
You're applying for Undergraduate courses in 2027 - [Change year](#)

[Start application](#)

**2027 Undergraduate Application**  
Personal ID: 1280033960

[Go to application](#)



### Submitted to your school or college

Your application has been sent to your school or college and is being checked by your adviser. Once they have approved it your application will be sent to UCAS.



### Your feed

Your personal content feed

#### AFTER YOU APPLY

Everything you need to know about what happens after you apply.

[Discover more](#)



#### Key dates

Find out what you need to do and when.

[Read more](#)

#### CHAT TO STUDENTS

Find out more about a university or college from students already studying there.

[Chat to students](#)



# Tracking your application



# Tracking your application

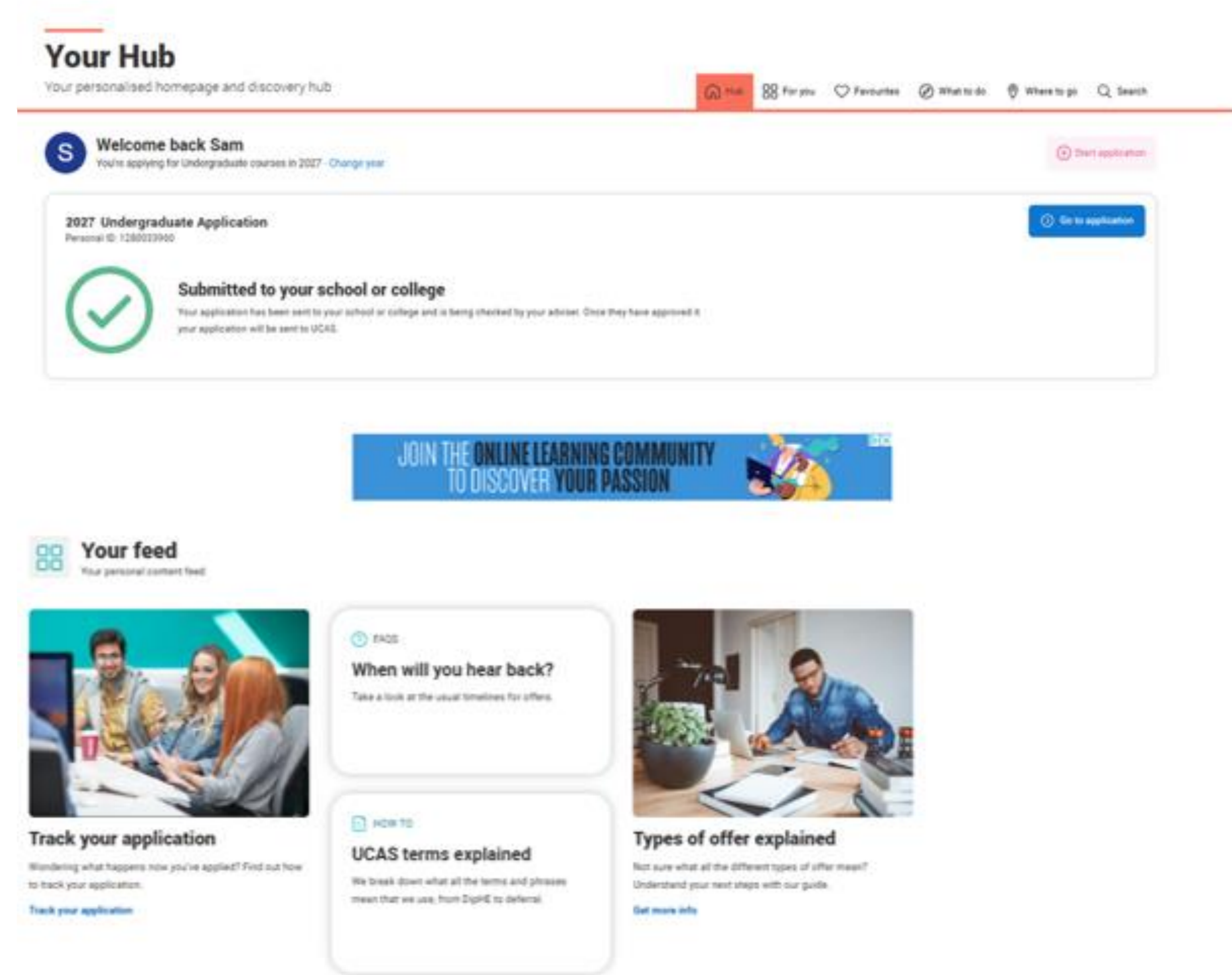
Your status will update as changes happen; go to your application for the details.

**Information icon** **Your application has been returned by your adviser**  
 Your adviser has returned your application, go to your application to see what amendments they are recommending for you.

**Minus icon** **Waiting for decisions**  
 Universities or colleges are considering your application.  
**Providers have until dd-mm-yyyy to respond to your choices.**

**Information icon** **All decisions received**  
 You've received a decision from all of your choices. You can now reply to your offers at any time.  
**Reply by dd-mm-yyyy**

**Minus icon** **Waiting for confirmation**  
 You're waiting for confirmation of your choices. If you meet the offer conditions, the university/college will confirm your place. Send them your results if requested.



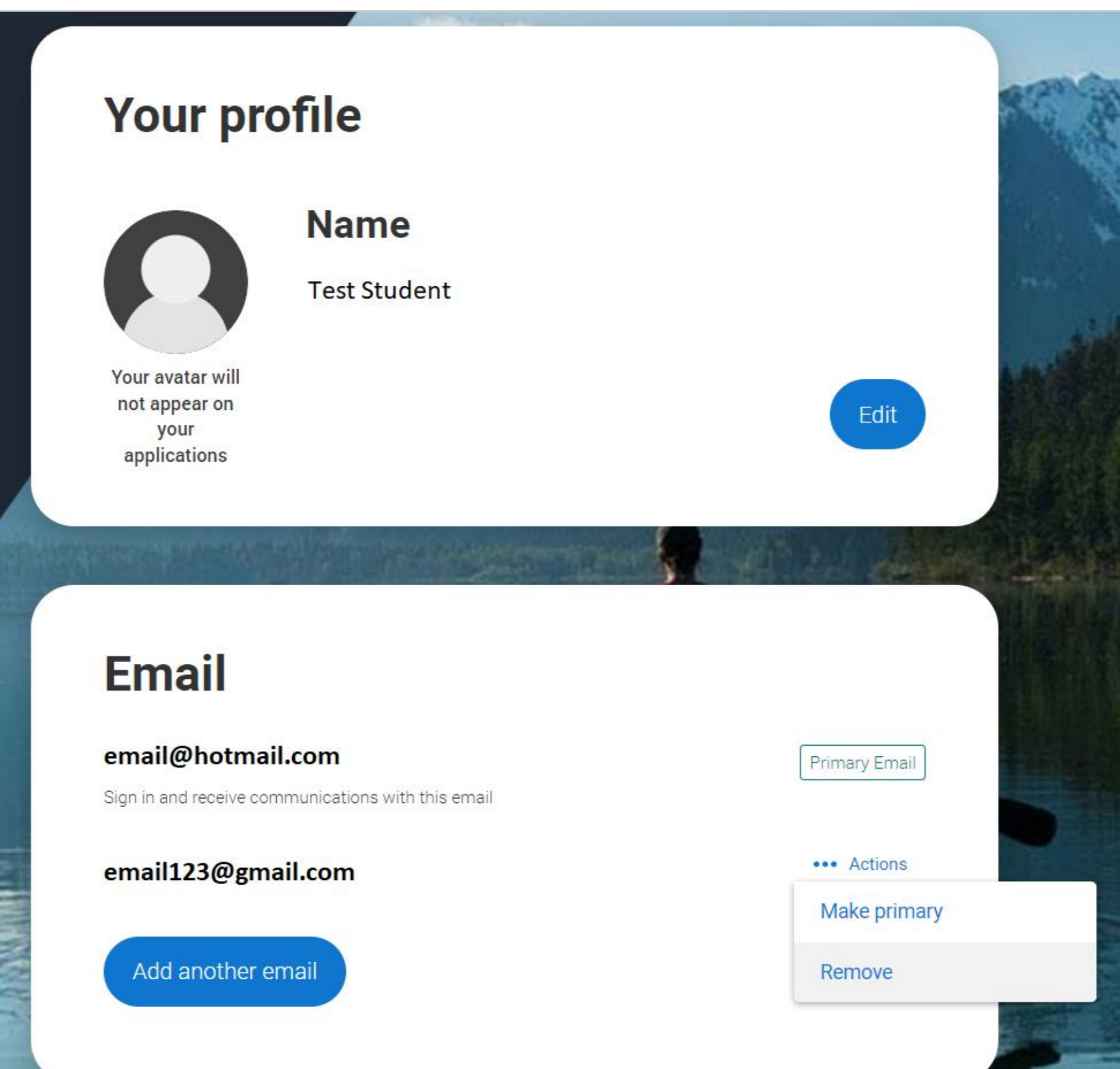
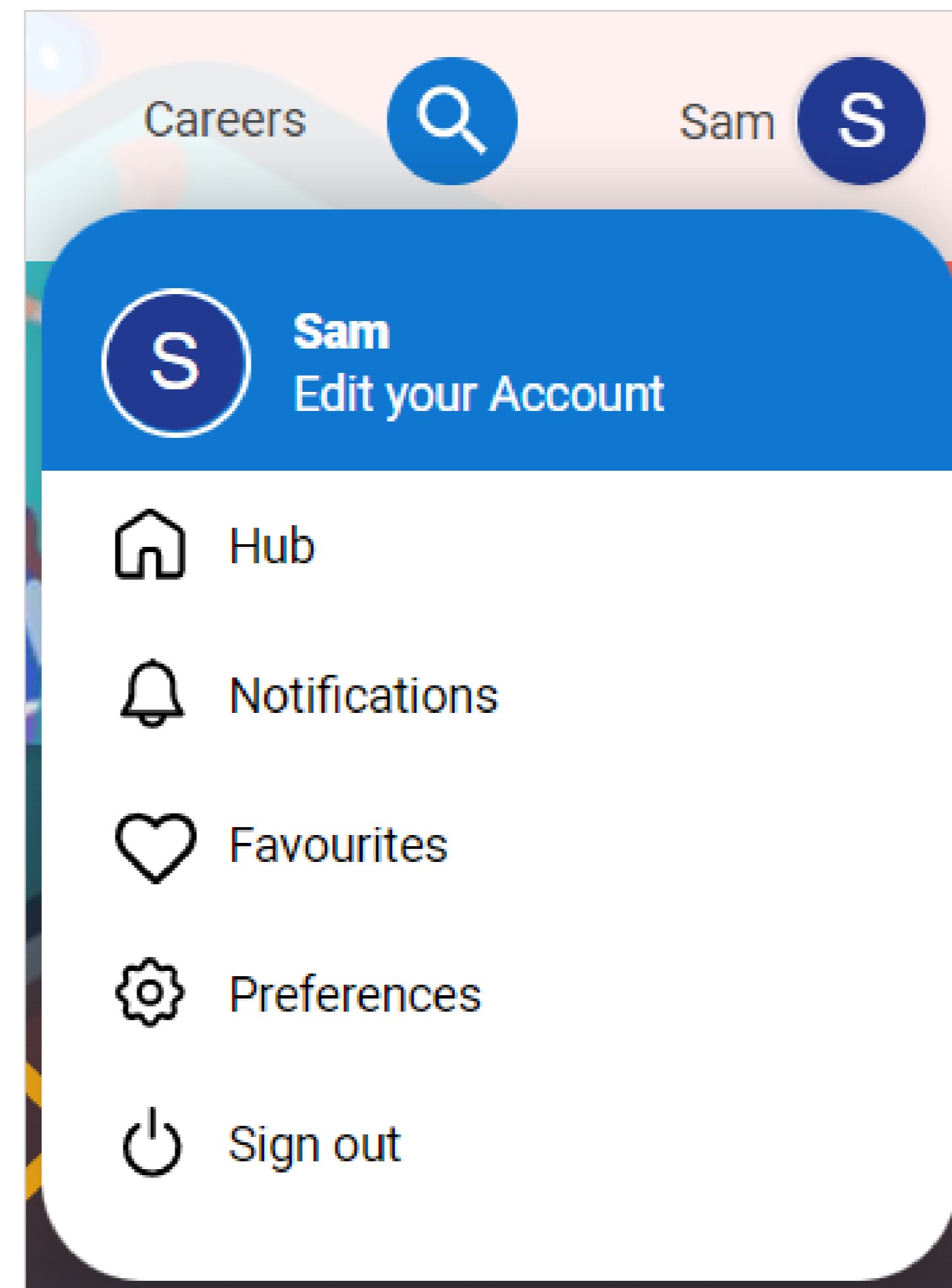
# Tracking your application

It's important your contact details are kept up to date throughout your application.

We recommend using a **personal email address** as your primary email, rather than a school/college one, so that you have access to it throughout your application journey.

To update your email address, go to 'Edit your account' from drop-down, where you can change your email.

Contact UCAS if you have any problems changing this.



# Tracking your application

You'll be taken to your application status, which displays the key information relevant to your application.

It will update to reflect your status and clearly state any actions you need to take, particularly when you will need to **reply to any offers**.

All deadlines are in UK time – make sure you keep this in mind and don't miss any.

**OVERVIEW**  
2027 Undergraduate application

Your Personal ID number  
2070014907

Overview

**Application status**

**Latest updates**  
10 March 2025, 15:06  
You have replaced a choice. You will no longer be considered at Oxford Brookes University for Digital Marketing, and instead be considered at Coventry University for Public Health and Community Studies.  
[View all updates >](#)

**Important information**  
[View all details >](#)  
[View all correspondence >](#)  
[Bank Status Codes >](#)

**Waiting for decisions**  
Providers have until 27/04/2027 to respond to your choices.

**4/5**  
You have received 4 decision(s)

**Application status**

**Latest updates**  
10 March 2025, 15:12  
Coventry University has offered you a place for Public Health and Community Studies, subject to conditions. Please view the choice to see these.  
[View all updates >](#)

**Important information**  
[View all details >](#)  
[View all correspondence >](#)  
[Bank Status Codes >](#)

**Reply to offers**  
Now that you have received all your decisions you can reply to your offers at any time. You have until 27/Apr/2027 to reply – if you don't reply on time you will lose them.

**5/5**  
You have received 5 decision(s)

[Reply to offers >](#)

# your updates

- **Latest updates** – displays offer and decision notifications, click view all updates for full history.
- **Student bank account info** – you'll need this to open a student bank account (when eligible).
- **View all correspondence** – all correspondence is grouped by choice.
- **Centre link permission** – if you are linked to a centre this enables you to update your sharing preference. Remember if you don't share with your centre then they will be unable to help support you with your application.

Application **status**

**Latest updates**  
There have been no recent updates to your application  
[View all updates](#)

**Important information**

- [View all details](#)
- [View all correspondence](#)
- [Student bank account info](#)
- [Centre link permission](#)

**Waiting for decisions**  
Providers have until 29/04/2022 to respond to your choices.

0/5

**VIEW ALL UPDATES**  
2027 Undergraduate application

Your Personal ID number  
2070014907

Overview / View all updates

[Return to overview](#)

**Your application has been updated**  
You have replaced a choice. You will no longer be considered at Oxford Brookes University for Digital Marketing, and instead be considered at Coventry University for Public Health and Community Studies.  
10 March 2023, 13:06

**Your application has been updated**  
You added Coventry University for Public Health and Community Studies to your application.  
10 March 2023, 13:06

**You've been offered a place!**  
University of Leeds has offered you a place for Zoology, subject to conditions. Please view the choice to see these.  
10 March 2023, 14:31

**You've been offered a place!**  
Oxford Brookes University has offered you a place for Economics, Politics and International Relations, subject to conditions. Please view the choice to see these.  
10 March 2023, 14:31

**You've been offered a place!**  
Keele University has offered you a place for Psychology with Neuroscience with Foundation Year, subject to conditions. Please view the choice to see these.  
10 March 2023, 14:31

WHERE CAN YOUR SUBJECT TAKE YOU?  
FIND OUT MORE

Advertisements - Why the ads?

JOIN THE ONLINE LEARNING COMMUNITY TO DISCOVER YOUR PASSION

Advertisements - Why the ads?

# Tracking your application

Your application details are displayed below your choices.

All are read-only except for 'Contact' details. Here you can edit your phone numbers and postal address.

It's possible to make some other changes once it's been sent to UCAS. Check on [ucas.com](https://ucas.com) to see what's possible.

**Profile**

- Personal details**  
Name, age, title and gender
- Nationality details**  
Birthplace and nationalities
- Where you live**  
Tell us about your address history
- Contact details**  
Birthplace and nationalities
- Supporting information**  
So that providers know how to support you during your studies
- Finance & funding**  
Tell us how you'll fund your studies
- Diversity & inclusion**  
Tell us how you'll fund your studies
- More about you**  
Tell us about any circumstances that you might need support for during your studies

**Experience**

- Education**  
Qualifications and periods of study
- Employment**  
Paid employment
- Extra activities**  
Taken part in any activities to prepare you for higher education?

**Personal Statement & References**

- Personal statement**  
Why do you want to study the subject?
- References**  
Provide details of your referees

# Substituting a choice

## Waiting for decisions

### Horticulture and Amenity Management (HORT)

University of UCAS (Z98)

Location: C

Start date: 01 September 2022

Point of entry: 1st year

Deferred entry: No

Live at home while studying: Yes

Criminal convictions declaration: Undeclared

#### ACTIONS

##### Substitute this choice

If you made a mistake with this choice, you can still substitute it (for a limited period only).

##### Permanently withdraw from this choice

Once withdrawn, you won't be able to change it for another choice

### Art and Design Studies (ADST)

University of UCAS (Z98)

Location: C

Start date: 01 September 2022

Point of entry: 1st year

Deferred entry: No

Live at home while studying: Yes

#### ACTIONS

##### Substitute this choice

If you made a mistake with this choice, you can still substitute it (for a limited period only).

##### Permanently withdraw from this choice

Once withdrawn, you won't be able to change it for another choice

You can substitute a choice within 14 days of submitting your UCAS application.

Select the option from the actions box and fill out the substitution form.

To change courses at the same university or college, contact them directly first, before you do anything.

# Substituting a choice



Overview / Substitute your choice

1 Select new course 2 Confirm substitution

**Substitute this choice**

**Biology and Popular Music (C100)**  
Oxford Brookes University (O66)

Location: Main Site  
Start date: 01 September 2027  
Further details: Not provided  
Point of entry: 1st year  
Deferred entry: No  
Live at home while studying: No

To substitute this choice please add the new choice details below

University/college name \*

Search for institution

Course \*

Search for course

Location \*

Start date \*

Point of entry \*

This tells the universities and colleges which year of the course you want to start. If you don't select a year you will be considered for the first year of the course.  
If you've spoken to your chosen university or college and they are willing to consider your application to start the course after the first year please enter the year you wish to start, e.g. 2nd year.

Live at home while studying? \*

Yes  No

Further details

You only need to provide information here if your chosen university or college has asked you to.

Add choice Cancel

## Do you want to replace this choice?

### Current choice

**Biology and Popular Music (C100)**  
Oxford Brookes University (O66)

Location: Main Site  
Start date: 01 September 2027  
Further details: Not provided  
Point of entry: 1st year  
Deferred entry: No  
Live at home while studying: No

### New choice

**Biology and Popular Music (C100)**  
Manchester Metropolitan University (M40)

Location: Main Site  
Start date: 01 September 2027  
Further details: Not provided  
Point of entry: 1st year  
Deferred entry: No  
Live at home while studying: No

By confirming this substitution you will be withdrawing from Oxford Brookes University (O66) and will be immediately notified that you are no longer applying for that course.

Confirm substitution Cancel

If you substitute a choice, the original university or college won't consider your application. You can't swap back or substitute the same choice more than once.

# Withdraw your choice

Overview / Withdraw Your Choice

You are about to permanently withdraw from the following choice - please check it's the right one!

**Public Health and Community Studies (LL45)**

Coventry University (C85)

Location: 5  
Start date: 01/01/2027  
Point of entry: 1st year  
Deferred entry: No  
Live at home while studying: No

Coventry University will be immediately informed that you no longer wish to be considered for this course.

Why do you want to permanently withdraw this choice?

I no longer want to apply to this university and course

To confirm that you wish to withdraw this choice, please type WITHDRAW in the box below.

WITHDRAW

Confirm permanent withdrawal Cancel

You can withdraw a choice at any time, if you no longer want to be considered by that university or college.

You cannot replace a choice that is withdrawn.

# Your offers

The details of your offers will be shown including any conditions.

The full text of the offer can be seen by clicking 'View full offer'.

### Full offer

This offer is subject to you obtaining

112 UCAS Tariff points including BTEC National Diploma grade DM

[Close](#)

Your inactive choices (withdrawn, declined, unsuccessful) are in an accordion section below the active choices.

## Your choices

### Offers received

**Psychology with Neuroscience with Foundation Year (C833)**  
Keele University (K12)

Location: Main Site  
Start date: 01 January 2027  
Points of entry: 1st year  
Deferred entry: No  
Live at home while studying: No

**OFFER**

The university or college has offered you a place subject to conditions.

[View full offer](#)

**Economics, Politics and International Relations (LL21)**  
Oxford Brookes University (O88)

Location: Main Site  
Start date: 01 January 2026  
Points of entry: 1st year  
Deferred entry: No  
Live at home while studying: No

**OFFER**

The university or college has offered you a place subject to conditions.

[View full offer](#)

**Zoology (C300)**  
University of Leeds (L22)

Location: Main Site  
Start date: 08 September 2026  
Points of entry: 1st year  
Deferred entry: No  
Live at home while studying: No

**OFFER**

The university or college has offered you a place subject to conditions.

[View full offer](#)

### Waiting for decisions

**Digital Marketing (N511)**  
Oxford Brookes University (O88)

Location: Main Site  
Start date: 01 January 2026  
Points of entry: 1st year  
Deferred entry: No  
Live at home while studying: No

**ACTIONS**

**Substitute this choice**  
If you made a mistake with this choice, you can still substitute it (for a limited period only).

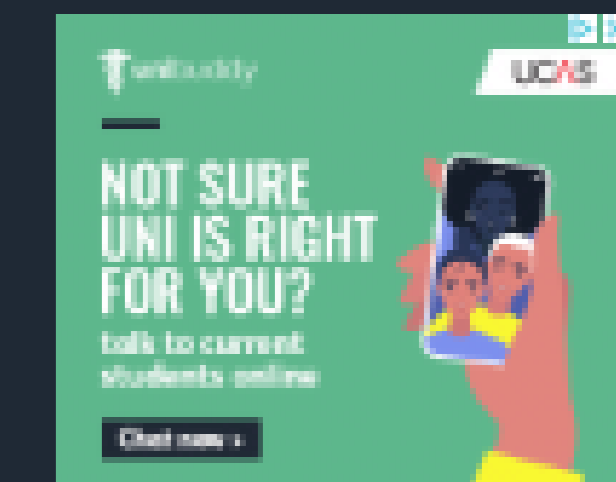
**Permanently withdraw from this choice**  
Once withdrawn, you won't be able to change it for another choice.

### Your unsuccessful, declined and withdrawn choices

**Nursing (Mental Health Nursing) (B760)**  
University of Greenwich (G70)

Location: A  
Start date: 01 January 2026  
Points of entry: 1st year  
Deferred entry: No  
Live at home while studying: No  
Criminal convictions declaration: Undeclared

**UNSUCCESSFUL**



Visit search

[Find courses and providers](#)

# interviews

If a university or college has notified UCAS of an interview the invitation details will be shown alongside a button to enable you to respond.

There are three options you can select from to respond to the invitation.

## Invitation to interview

### Nursing (Mental Health Nursing) (B760)

Location: Main Site  
 Start date: 01 September 2027  
 Point of entry: 1st year  
 Deferred entry: No  
 Live at home while studying: No  
 Criminal convictions declaration: Undeclared

#### INVITATION

##### Your invitation

The university or college has sent you an invitation for 01 April 2026 at 09:30

[Reply to invitation](#)

##### Substitute this choice

If you made a mistake with this choice, you can still substitute it (for a limited period only).

##### Permanently withdraw from this choice

Once withdrawn, you won't be able to change it for another choice

## Reply to your invitation

### The university or college has sent you an invitation for 01 April 2026 at 09:30

Please come to the interview in a shorts suit

If the date of this invitation is not suitable, you'll need to contact University of Greenwich directly to arrange an alternative date.

- Accept the invitation
- Request an alternative date
- Decline the invitation

[Cancel](#)

# Confirm your choices

## Select your firm choice

Note: You are making a commitment when you choose a firm choice. If the offer is conditional, you are agreeing to take up the place if you meet the conditions of the offer. If the offer is unconditional, you are agreeing that you will attend the course at that university or college.

### Your choices

**Psychology with Neuroscience with Foundation Year (C833)**  
 Keele University (K12)

Location: Main Site  
 Start date: 01 January 2027

The university or college has offered you a place subject to conditions.

This offer is subject to you obtaining  
 a minimum of 200 UCAS Tariff points

See [www.ucas.com/students/ucas\\_tariff/index.html](http://www.ucas.com/students/ucas_tariff/index.html) for Tariff notes

Make this my firm choice

**Economics, Politics and International Relations (LL21)**  
 Oxford Brookes University (O66)

Location: Main Site  
 Start date: 01 January 2026

The university or college has offered you a place subject to conditions.

This offer is subject to you obtaining  
 a minimum of 122 UCAS Tariff points

See [www.ucas.com/students/ucas\\_tariff/index.html](http://www.ucas.com/students/ucas_tariff/index.html) for Tariff notes

Make this my firm choice

**Zoology (C300)**  
 University of Leeds (L22)

Location: Main Site  
 Start date: 03 September 2026

The university or college has offered you a place subject to conditions.

This offer is subject to you obtaining  
 a minimum of 260 UCAS Tariff points

See [www.ucas.com/students/ucas\\_tariff/index.html](http://www.ucas.com/students/ucas_tariff/index.html) for Tariff notes

Make this my firm choice

**Public Health and Community Studies (LL45)**  
 Coventry University (C85)

Location: S  
 Start date: 01 January 2027

The university or college has offered you a place subject to conditions.

This offer is subject to you obtaining  
 a minimum of 200 UCAS Tariff points

See [www.ucas.com/students/ucas\\_tariff/index.html](http://www.ucas.com/students/ucas_tariff/index.html) for Tariff notes

Make this my firm choice

### Decline all offers

You may then be able to add an Extra choice entry to secure a place through Clearing.

Decline all offers

## Your firm choice

**Economics, Politics and International Relations (LL21)**  
 Oxford Brookes University (O66)

Location: Main Site  
 Start date: 01 September 2027

The university or college has offered you a place subject to conditions.

This offer is subject to you obtaining  
 A minimum of 122 UCAS Tariff points

See [www.ucas.com/students/ucas\\_tariff/index.html](http://www.ucas.com/students/ucas_tariff/index.html) for Tariff notes

## Do you want to select an optional insurance choice?

Note: Your insurance choice is a second choice and it should be used as a backup. You will ONLY get the opportunity to attend if you are not accepted on your firm choice AND you meet the conditions of your insurance choice.

You don't have to have an insurance choice. Please only choose one if you want to make this commitment.

The conditions for your insurance choice should be less than those required by your firm choice, as this will increase your chances of being accepted on a course should you not meet the conditions set by your firm choice.

Once all decisions have been received, you will make your replies and confirm your choices.

You can accept one offer as your firm choice.

# Confirm your choices

If you choose a conditional offer as your firm choice, you have the option to add an optional insurance choice.

If you choose an unconditional offer as your firm choice, you cannot have an insurance choice.

## Do you want to select an optional insurance choice?

Note: Your insurance choice is a second choice and it should be used as a backup. You will ONLY get the opportunity to attend if you are not accepted on your firm choice AND you meet the conditions of your insurance choice.

You don't have to have an insurance choice. Please only choose one if you want to make this commitment.

The conditions for your insurance choice should be less than those required by your firm choice, as this will increase your chances of being accepted on a course should you not meet the conditions set by your firm choice.

### Psychology with Neuroscience with Foundation Year (C833) Keele University (K12)

Location: Main Site  
Start date: 01 January 2028

The university or college has offered you a place subject to conditions.

This offer is subject to you obtaining  
A minimum of 320 UCAS Tariff points

See [www.ucas.com/students/ucas\\_tariff/index.html](http://www.ucas.com/students/ucas_tariff/index.html) for Tariff notes

Make this my insurance choice

### Zoology (C300) University of Leeds (L23)

Location: Main Site  
Start date: 01 September 2027

The university or college has offered you a place subject to conditions.

This offer is subject to you obtaining  
A minimum of 560 UCAS Tariff points

See [www.ucas.com/students/ucas\\_tariff/index.html](http://www.ucas.com/students/ucas_tariff/index.html) for Tariff notes

Make this my insurance choice

# Confirm your choices

Remaining offers are automatically declined when the 'Firm' and 'Insurance' are selected.

You must remember to 'Save' your choices.

Before making any decisions, encourage look at our advice on making informed choices –

[www.ucas.com/undergraduate/after-you-apply/making-right-decision](http://www.ucas.com/undergraduate/after-you-apply/making-right-decision)

## CONFIRM YOUR CHOICES

2027 Undergraduate application

Home / Overview / Confirm Your Choices

Previous  
Select Insurance choice

Cancel Save choices

### Selecting as your firm choice

**Economics, Politics and International Relations (LL21)**  
Oxford Brookes University (000)

Location: Main Site  
Start date: 01 September 2027

The university or college has offered you a place subject to conditions.

This offer is subject to you obtaining  
a minimum of 120 UCAS Tariff points

See [www.ucas.com/undergraduate/ucascard/index.htm](http://www.ucas.com/undergraduate/ucascard/index.htm) for Tariff points

### Selecting as your insurance choice

**Zoology (C300)**  
University of Leeds (L22)

Location: Main Site  
Start date: 01 September 2027

The university or college has offered you a place subject to conditions.

This offer is subject to you obtaining  
a minimum of 80 UCAS Tariff points

See [www.ucas.com/undergraduate/ucascard/index.htm](http://www.ucas.com/undergraduate/ucascard/index.htm) for Tariff points

### Offers you are declining

**Psychology with Neuroscience with Foundation Year (C833)**  
Leeds University (L22)

Location: Main Site  
Start date: 01 September 2027

The university or college has offered you a place subject to conditions.

This offer is subject to you obtaining  
a minimum of 120 UCAS Tariff points

See [www.ucas.com/undergraduate/ucascard/index.htm](http://www.ucas.com/undergraduate/ucascard/index.htm) for Tariff points

**Public Health and Community Studies (LL45)**  
Coventry University (C85)

Location: Main Site  
Start date: 01 September 2027

The university or college has offered you a place subject to conditions.

This offer is subject to you obtaining  
a minimum of 80 UCAS Tariff points

See [www.ucas.com/undergraduate/ucascard/index.htm](http://www.ucas.com/undergraduate/ucascard/index.htm) for Tariff points

# Your choices

The application status updates to show you have replied to your offer(s) and that you are waiting for the university or college to confirm your place when your results are available.

You are able to view the full text at any time by clicking 'View full offer'.

Your application status on the Hub will also update.

The screenshot displays the UCAS application overview page for a 2027 Undergraduate application. At the top right, it shows the user's Personal ID number as 2070014907. The main content is organized into several sections:

- Application status:** This section is divided into three columns:
  - Latest updates:** A notification dated 10 March 2023, 18:12, stating that Coventry University has offered a place for Public Health and Community Studies, subject to conditions. A link to 'View all updates' is provided.
  - Important information:** Includes links for 'View all details', 'View all correspondence', and 'Bank Status Codes'.
  - Waiting for confirmation from your choices:** A message explaining that the user has replied to their offer(s) and that the university or college will confirm their place based on their results.
- Your choices:** This section lists two firm choices:
  - Biology and Popular Music (C100) at Oxford Brookes University (O66):** The status is 'WAITING FOR CONFIRMATION'. A message states that the place will be confirmed if the user meets the conditions. A 'View full offer' button is available.
  - Biology and Popular Music (C100) at Manchester Metropolitan University (M40):** The status is also 'WAITING FOR CONFIRMATION'. A similar confirmation message and 'View full offer' button are present.
- Your insurance choice:** This section is currently empty.
- Advertisements:** Two promotional banners are shown on the right side, one titled 'WHERE CAN YOUR SUBJECT TAKE YOU?' and another 'FIND YOUR PASSION WITH OUR SUBJECT GUIDES'.
- Visit search:** A search bar with the text 'Find courses and providers' is located at the bottom right.

# Your Hub

Your personalised homepage and discovery hub

- Hub
- For you
- Favourites
- What to do
- Where to go
- Search

**S** **Welcome back Sam**  
 You're applying for Undergraduate courses in 2027. [Change year](#)

[Start application](#)

**2027 Undergraduate Application**  
 Personal ID: 1238033950

[Go to application](#)



### Waiting for confirmation

You have added a Clearing choice and we are waiting for the university or college to confirm it.



### Your feed

Your personal content feed

2026 UCAS application  
**What to do next**

**Search for vacancies**  
 Take a look at the Clearing vacancies available.

[Find courses](#)

**Ring the university or college**  
 Check with the uni or college to make sure they still have vacancies and will accept your Clearing choice.

[Making the call](#)

**Adding a Clearing choice**  
 Find out how and when you can add a choice to your application.

[How to add a Clearing choice](#)

### WHAT IS CLEARING?

Find out how to use Clearing to get the right course for you.

[Find out more](#)



HOW TO

### Changed your mind?

Try a virtual course before you apply with Subject Spotlights.

HOW TO

### Your Clearing matches explained

Find out how we match you to courses in Clearing based on your application.

### THE ULTIMATE GUIDE TO MAKING THE MOST OF CLEARING

How to make Clearing work for you

[Find out more](#)



HOW TO

### How to make a Clearing call

Top tips on calling unis and colleges.

FAQS

### Considered an apprenticeship?

An apprenticeship could be a great option. Take a look what's available.

# withdraw your application

There is a link to 'Withdraw the whole application'.

If you **withdraw**, you **will not** be able to apply again during the academic year, and you will not be eligible for Clearing.

Do not use this if you wish to add another choice or apply somewhere else.

Follow the onscreen warnings or speak to your adviser to ensure you are taking the right action.

## WITHDRAW YOUR APPLICATION

2022 Undergraduate application

Your Personal ID number  
1490042705

[Home](#) / [Overview](#) / [Withdraw your application](#)

You are about to permanently withdraw your application and all your choices. Please check this is what you want to do.

All the universities and colleges you've applied to will no longer consider your application and you will not receive an automatic refund. Withdrawing your application does not constitute a cancellation for the purposes of the Consumer Contracts (Information, Cancellation and Additional Charges) Regulations 2013. Please see frequently asked questions if you wish to cancel your application.

Confirm why do you want to permanently withdraw your application \*

▼

I want to add another choice or apply to a different university or college

I want to submit a new application for this academic cycle

All my choices have been unsuccessful and I do not want to apply elsewhere in this academic cycle.

I no longer want to apply to a university or college in the UK this year

All the universities and colleges you've applied to will no longer consider your application and you will not receive an automatic refund. Withdrawing your application does not constitute a cancellation for the purposes of the Consumer Contracts (Information, Cancellation and Additional Charges) Regulations 2013. Please see frequently asked questions if you wish to cancel your application.

Confirm why do you want to permanently withdraw your application \*

I want to add another choice or apply to a diff... ▼

**!** If you have not used all 5 of your choices you are able to add more choices to your application. You may also be able to use Extra or Clearing. Please contact us to discuss your options. If you still want to permanently withdraw your application, please select **I no longer want to apply to a university or college in the UK this year** from the drop down list above.

# UCAS Extra



# Extra

If you've used all five choices and have no offers, you can add one more choice through Extra from late February.

Before doing so, check with the university or college to confirm they have vacancies.

For more advice head to the UCAS website.

The screenshot shows a user interface for a UCAS Extra application. At the top, a welcome message says "Welcome back Sam" and "You're applying for Undergraduate courses in 2027." Below this is a section for the "2027 Undergraduate Application" with a personal ID of 1280039960. A central message states: "You've not received any offers from your choices. You are in Extra." It explains that the user may be able to add an Extra choice and that Extra begins on unknown. A banner below this section promotes "CITY GUIDES" for finding what students love about their next uni. The bottom section, titled "Your feed", contains four tiles: "FIND A COURSE OR APPRENTICESHIP", "EVENTS AND OPEN DAYS", "What is UCAS Extra?", and "What is Clearing?".

# Extra

**Your choices**

**+ Add Extra choice**

**University/College Supplied Code**  
If a university/college has given you a code for a course, add it here.  
[Add course code](#)

**Your unsuccessful, declined and withdrawn choices**

- Biochemistry (C700)**  
University of Aberdeen (A20)  
Location: Main Site  
Start date: 18 September 2024  
Point of entry: Foundation year  
Deferred entry: No  
Live at home while studying: No  
**UNSUCCESSFUL**
- Anthropology and Geography (LL67)**  
University of Aberdeen (A20)  
Location: Main Site  
Start date: 18 September 2024  
Point of entry: Full year  
Deferred entry: No  
Live at home while studying: Yes  
**UNSUCCESSFUL**
- French and Geography (5 yrs) (LR71)**  
University of Aberdeen (A20)  
Location: Main Site  
Start date: 18 September 2024  
Point of entry: Full year  
Deferred entry: No  
Live at home while studying: No  
**UNSUCCESSFUL**

**Your choices**

**+ Add Extra choice**

**University/College Supplied Code**  
If a university/college has given you a code for a course, add it here.  
[Add course code](#)

**Extra choice - Unsuccessful, declined and withdrawn**

- Computer Science (G401)**  
Birmingham City University (B25)  
Location: A  
Start date: 01 September 2024  
Point of entry: Foundation year  
Deferred entry: No  
Live at home while studying: No  
**UNSUCCESSFUL**

**Your unsuccessful, declined and withdrawn choices**

**Your choices**

**Extra choice - Offer received**

- Computer Science (G401)**  
Birmingham City University (B25)  
Location: A  
Start date: 01 September 2024  
Point of entry: Foundation year  
Deferred entry: No  
Live at home while studying: No  
**OFFER**  
The university or college has offered you an unconditional place.

**Your unsuccessful, declined and withdrawn choices**

Before using Extra, check with the university or college to confirm course vacancies. If you don't get an offer, you can still use [Clearing](#) from July.